

## ALARM.COM HOLDINGS INC COM USD0.01

ISIN: **US0116421050** WKN: **011642105**

## Overview

2024/09/13 19:30:21

Price

49.40 EUR

Difference  2.07% (1.00)

## General attributes

ISIN	US0116421050
Symbol	ALRM
Exchange	Duesseldorf
Currency	EUR
Sector	-
Security type	Stock
Market cap (m)	2,456 EUR
Benchmark	S&P 500

## Market data

Bid (Bid size)	-
Ask (Ask size)	-
Open	48.20 EUR
High	49.80 EUR
Low	48.20 EUR
Close (prev. day)	48.40 EUR
VWAP	-
Volume (pcs)	0
Trading volume	0.00
Number of trades	7
Last size	0

## Futures and Options










Related Futures	-
Related Options	-

5y



Information about previous performance does not guarantee future performance.  
**Source:** FactSet

## Recent research

on market		
Date	Headline	Download
2024/09/11	 Global Equity Ratings	
2024/09/11	 Aktienempfehlungen Global	
2024/09/09	 Marktkommentar	
2024/09/05	 Global Equity Ratings	
2024/09/05	 Aktienempfehlungen Global	

## Details

2024/09/13 19:30:21

## Price

49.40 EUR

Difference ▲ 2.07% (1.00)

## General attributes

ISIN	US0116421050
Symbol	ALRM
Exchange	Duesseldorf
Currency	EUR
Sector	-
Security type	Stock
Market cap (m)	2,456 EUR
Benchmark	S&P 500

## Market data

Bid (Bid size)	-
Ask (Ask size)	-
Open	48.20 EUR
High	49.80 EUR
Low	48.20 EUR
Close (prev. day)	48.40 EUR
VWAP	-
Volume (pcs)	0
Trading volume	0.00
Number of trades	7
Last size	0

## Performance and Risk

	6m	1y	3y
Perf (%)	-27.35%	-9.36%	-26.77%
Perf (abs.)	-18.60	-5.10	-18.06
Beta	-	-	-
Volatility	25.96	26.55	33.51

5y



Information about previous performance does not guarantee future performance.  
Source: FactSet

## Price data

Ø price 5 days   Ø volume 5 days (pcs.)	49.04 EUR (0)
Ø price 30 days   Ø volume 30 days (pcs.)	53.18 EUR (0)
Ø price 100 days   Ø volume 100 days (pcs.)	58.19 EUR (0)
Ø price 250 days   Ø volume 250 days (pcs.)	57.94 EUR (0)
YTD High   date	70.50 EUR (2024/02/29)
YTD Low   date	48.20 EUR (2024/09/13)
52 Weeks High   date	70.50 EUR (2024/02/29)
52 Weeks Low   date	47.20 EUR (2023/11/02)

## All listings for ALARM.COM HOLDINGS INC COM USD0.01

Exchange <span>⊕</span>	Date	Time	Price	Trading volume (mio.)	Number of trades
Tradegate	2024/09/13	22:26	50.00 EUR	0.00	1
Stuttgart	2024/09/13	20:07	49.40 EUR	0.00	5
Nasdaq	2024/09/13	22:00	55.25 USD	25.50	10,382
Munich	2024/09/13	08:03	49.00 EUR	0.00	2
London Stock	2023/05/	15:30	50.47 USD	0.00	1

Exchange	30						
Frankfurt	2024/09/ 13	14:41	49.20	EUR	0.00		1
Duesseldorf	2024/09/ 13	19:30	49.40	EUR	0.00		7
Berlin	2024/09/ 13	20:30	49.40	EUR	0.00		19

## Company profile

### Company Logo



### Company Profile

-

### Contact Details

ALARM.COM HOLDINGS INC

--

----

Telefon: -

Fax: -

E-mail: -