

ADVENTUS MINING CORP.

ISIN: CA00791E1025 WKN: -

Overview

2024/07/26 21:34:20

Price
0.3014 USDDifference  -2.40% (-0.01)

General attributes

ISIN	CA00791E1025
Symbol	ADZN
Exchange	FINRA other OTC Issues
Currency	USD
Sector	Energy / Commodities
Security type	Stock
Market cap (m)	128 EUR
Benchmark	S&P/TSX 60 INDEX

Market data

Bid (Bid size)	-
Ask (Ask size)	-
Open	0.3169 USD
High	0.3169 USD
Low	0.2942 USD
Close (prev. day)	0.3088 USD
VWAP	0.303839 USD
Volume (pcs)	23,896
Trading volume	7,312.36
Number of trades	6
Last size	925

Futures and Options










Related Futures	-
Related Options	-

5y



Information about previous performance does not guarantee future performance.
Source: FactSet

Recent research

on sector			
Date		Headline	Download
2024/07/26		Equity Weekly	
2024/07/24		Global Equity Ratings	
2024/07/24		Aktienempfehlungen Global	
2024/07/15		Aktienempfehlungen Global	
2024/07/12		Equity Weekly	

Details

2024/07/26 21:34:20

Price
0.3014 USD

Difference 📉 -2.40% (-0.01)

General attributes

ISIN	CA00791E1025
Symbol	ADZN
Exchange	FINRA other OTC Issues
Currency	USD
Sector	Energy / Commodities
Security type	Stock
Market cap (m)	128 EUR
Benchmark	S&P/TSX 60 INDEX

Market data

Bid (Bid size)	-
Ask (Ask size)	-
Open	0.3169 USD
High	0.3169 USD
Low	0.2942 USD
Close (prev. day)	0.3088 USD
VWAP	0.303839 USD
Volume (pcs)	23,896
Trading volume	7,312.36
Number of trades	6
Last size	925

Performance and Risk

	6m	1y	3y
Perf (%)	+47.75%	+22.24%	-61.06%
Perf (abs.)	+0.10	+0.05	-0.47
Beta	1.20	0.64	1.16
Volatility	78.70	79.95	75.19

5y



Information about previous performance does not guarantee future performance.
Source: FactSet

Price data

Ø price 5 days Ø volume 5 days (pcs.)	0.2850 USD (16,774)
Ø price 30 days Ø volume 30 days (pcs.)	0.3026 USD (59,344)
Ø price 100 days Ø volume 100 days (pcs.)	0.3024 USD (139,989)
Ø price 250 days Ø volume 250 days (pcs.)	0.2544 USD (74,674)
YTD High date	0.4337 USD (2024/05/28)
YTD Low date	0.1570 USD (2024/02/23)
52 Weeks High date	0.4337 USD (2024/05/28)
52 Weeks Low date	0.1570 USD (2024/02/23)

All listings for ADVENTUS MINING CORP.

Exchange	Date	Time	Price	Trading volume (mio.)	Number of trades
Tradegate	2024/07/26	22:26	0.283 EUR	0.00	2
TSX Venture Exchange	2024/07/26	21:52	0.4275 CAD	0.09	32
Stuttgart	2024/07/26	14:44	0.276 EUR	0.00	6
Munich	2024/07/26	08:00	0.269 EUR	0.00	2
Frankfurt	2024/07/26	17:33	0.283 EUR	0.01	1

	26					
FINRA other OTC Issues	2024/07/26	21:34	0.3014 USD	0.01		6
Duesseldorf	2024/07/26	08:12	0.258 EUR	0.00		3
Berlin	2024/07/26	20:48	0.275 EUR	0.00		20

Company profile

Company Logo



Company Profile

-

Contact Details

ADVENTUS MINING

--

Telefon: -

Fax: -

E-mail: -