

ANORA GROUP OYJ

ISIN: **FI4000292438** WKN: -

Overview

2024/09/17 08:02:17

Price

3.935 EUR

Difference  -1.38% (-0.06)

General attributes

ISIN	FI4000292438
Symbol	ANORA
Exchange	Frankfurt
Currency	EUR
Sector	Consumer Products
Security type	Stock
Market cap (m)	277 EUR
Benchmark	OMX HELSINKI 25

Market data

Bid (Bid size)	-
Ask (Ask size)	-
Open	3.935 EUR
High	3.935 EUR
Low	3.935 EUR
Close (prev. day)	3.99 EUR
VWAP	4.20 EUR
Volume (pcs)	0
Trading volume	0.00
Number of trades	2
Last size	0

Futures and Options

Related Futures	-
Related Options	-









5y



Information about previous performance does not guarantee future performance.

Source: FactSet

Recent research

on sector		on market	
Date		Headline	Download
2024/09/11		Global Equity Ratings	
2024/09/11		Aktienempfehlungen Global	
2024/09/09		Aktienempfehlungen Österreich	
2024/09/05		Global Equity Ratings	
2024/09/05		Aktienempfehlungen Global	

Details

2024/09/17 08:02:17

Price

3.935 EUR

Difference ▼ -1.38% (-0.06)

General attributes

ISIN	FI4000292438
Symbol	ANORA
Exchange	Frankfurt
Currency	EUR
Sector	Consumer Products
Security type	Stock
Market cap (m)	277 EUR
Benchmark	OMX HELSINKI 25

Market data

Bid (Bid size)	-
Ask (Ask size)	-
Open	3.935 EUR
High	3.935 EUR
Low	3.935 EUR
Close (prev. day)	3.99 EUR
VWAP	4.20 EUR
Volume (pcs)	0
Trading volume	0.00
Number of trades	2
Last size	0

Performance and Risk

	6m	1y	3y
Perf (%)	-19.86%	-11.17%	-60.81%
Perf (abs.)	-0.98	-0.50	-6.11
Beta	-	-	-
Volatility	31.32	31.25	28.84

5y



Information about previous performance does not guarantee future performance.
Source: FactSet

Price data

Ø price 5 days Ø volume 5 days (pcs.)	4.022 EUR (456)
Ø price 30 days Ø volume 30 days (pcs.)	4.193 EUR (102)
Ø price 100 days Ø volume 100 days (pcs.)	4.387 EUR (38)
Ø price 250 days Ø volume 250 days (pcs.)	4.409 EUR (21)
YTD High date	5.480 EUR (2024/04/11)
YTD Low date	3.935 EUR (2024/09/17)
52 Weeks High date	5.480 EUR (2024/04/11)
52 Weeks Low date	3.860 EUR (2023/10/26)

All listings for ANORA GROUP OYJ

Exchange	Date	Time	Price	Trading volume (mio.)	Number of trades
Stuttgart	2024/09/17	08:11	4.14 EUR	0.00	1
Nasdaq Helsinki	2024/09/17	18:00	4.105 EUR	0.13	179
Munich	2024/09/17	08:08	4.195 EUR	0.00	1
Frankfurt	2024/09/17	08:02	3.935 EUR	0.00	2
Duesseldorf	2024/09/17	08:11	4.135 EUR	0.00	1

	17						
Berlin	2024/09/ 17	21:43	4.105 EUR	0.00			19

Company profile

Company Logo

The logo for ANORA, consisting of the word "ANORA" in a bold, dark blue, sans-serif font.

Company Profile

-

Contact Details

ANORA GROUP

--

Telefon: -

Fax: -

E-mail: -