

ANORA GROUP OYJ

ISIN: **FI4000292438** WKN: -

Overview

2024/07/26 08:10:21

Price

4.49 EUR

Difference  0.67% (0.03)

General attributes

ISIN	FI4000292438
Symbol	ANORA
Exchange	Frankfurt
Currency	EUR
Sector	Consumer Products
Security type	Stock
Market cap (m)	313 EUR
Benchmark	OMX HELSINKI 25

Market data

Bid (Bid size)	-
Ask (Ask size)	-
Open	4.49 EUR
High	4.49 EUR
Low	4.49 EUR
Close (prev. day)	4.46 EUR
VWAP	4.42 EUR
Volume (pcs)	0
Trading volume	0.00
Number of trades	2
Last size	0

Futures and Options

Related Futures	-
Related Options	-






5y



Information about previous performance does not guarantee future performance.

Source: FactSet

Recent research

on sector		on market	
Date		Headline	Download
2024/07/26		Equity Weekly	
2024/07/24		Global Equity Ratings	
2024/07/24		Aktienempfehlungen Global	
2024/07/15		Aktienempfehlungen Global	
2024/07/12		Equity Weekly	

Details

2024/07/26 08:10:21

Price

4.49 EUR

Difference ▲ 0.67% (0.03)

General attributes

ISIN	FI4000292438
Symbol	ANORA
Exchange	Frankfurt
Currency	EUR
Sector	Consumer Products
Security type	Stock
Market cap (m)	313 EUR
Benchmark	OMX HELSINKI 25

Market data

Bid (Bid size)	-
Ask (Ask size)	-
Open	4.49 EUR
High	4.49 EUR
Low	4.49 EUR
Close (prev. day)	4.46 EUR
VWAP	4.42 EUR
Volume (pcs)	0
Trading volume	0.00
Number of trades	2
Last size	0

Performance and Risk

	6m	1y	3y
Perf (%)	+1.01%	-3.34%	-57.64%
Perf (abs.)	+0.05	-0.16	-6.11
Beta	0.70	0.85	0.60
Volatility	33.15	31.91	28.62

5y



Information about previous performance does not guarantee future performance.

Source: FactSet

Price data

Ø price 5 days Ø volume 5 days (pcs.)	4.52 EUR (0)
Ø price 30 days Ø volume 30 days (pcs.)	4.44 EUR (0)
Ø price 100 days Ø volume 100 days (pcs.)	4.66 EUR (8)
Ø price 250 days Ø volume 250 days (pcs.)	4.44 EUR (9)
YTD High date	5.48 EUR (2024/04/11)
YTD Low date	4.15 EUR (2024/02/13)
52 Weeks High date	5.48 EUR (2024/04/11)
52 Weeks Low date	3.86 EUR (2023/10/26)

Arbitrage views

Exchange	Date	Time	Price	Trading volume (mio.)	Number of trades
Stuttgart	2024/07/26	13:56	4.57 EUR	0.00	4
Nasdaq Helsinki	2024/07/26	18:00	4.64 EUR	0.08	152
Munich	2024/07/26	08:19	4.59 EUR	0.00	1
Frankfurt	2024/07/26	08:10	4.49 EUR	0.00	2
Duesseldorf	2024/07/26	08:11	4.485 EUR	0.00	3

	26						
Berlin	2024/07/ 26	21:43	4.64 EUR	0.00			17

Company profile

Company Logo

ANORA

Company Profile

-

Contact Details

ANORA GROUP

--

Telefon: -

Fax: -

E-mail: -