

## ION BEAM APPLICATIONS S.A.

ISIN: **BE0003766806** WKN: **000376680**

## Overview

2024/07/24 08:03:51

Price

12.94 EUR

Difference  -4.15% (-0.56)

## General attributes

ISIN	BE0003766806
Symbol	IBAB
Exchange	Munich
Currency	EUR
Sector	Chemical / Pharmaceutical / Health
Security type	Stock
Market cap (m)	376 EUR
Benchmark	BEL 20 INDEX

## Market data

Bid (Bid size)	-
Ask (Ask size)	-
Open	12.94 EUR
High	12.94 EUR
Low	12.94 EUR
Close (prev. day)	13.50 EUR
VWAP	11.79745 EUR
Volume (pcs)	0
Trading volume	0.00
Number of trades	2
Last size	0

## Futures and Options

Related Futures	0
Related Options	-







5y



Information about previous performance does not guarantee future performance.

Source: FactSet

## Recent research

on sector		on market	
Date		Headline	Download
2024/07/24		Global Equity Ratings	
2024/07/24		Aktienempfehlungen Global	
2024/07/15		Aktienempfehlungen Global	
2024/07/12		Global Equity Ratings	
2024/07/09		Aktienempfehlungen Österreich	

## Details

2024/07/24 08:03:51

## Price

12.94 EUR

Difference ▼ -4.15% (-0.56)

## General attributes

ISIN	BE0003766806
Symbol	IBAB
Exchange	Munich
Currency	EUR
Sector	Chemical / Pharmaceutical / Health
Security type	Stock
Market cap (m)	376 EUR
Benchmark	BEL 20 INDEX

## Market data

Bid (Bid size)	-
Ask (Ask size)	-
Open	12.94 EUR
High	12.94 EUR
Low	12.94 EUR
Close (prev. day)	13.50 EUR
VWAP	11.79745 EUR
Volume (pcs)	0
Trading volume	0.00
Number of trades	2
Last size	0

## Performance and Risk

	6m	1y	3y
Perf (%)	+20.26%	-11.13%	-19.33%
Perf (abs.)	+2.18	-1.62	-3.10
Beta	1.41	1.06	0.90
Volatility	37.13	33.30	33.75

5y



Information about previous performance does not guarantee future performance.  
Source: FactSet

## Price data

Ø price 5 days   Ø volume 5 days (pcs.)	13.00 EUR (0)
Ø price 30 days   Ø volume 30 days (pcs.)	12.78 EUR (42)
Ø price 100 days   Ø volume 100 days (pcs.)	12.95 EUR (18)
Ø price 250 days   Ø volume 250 days (pcs.)	11.59 EUR (10)
YTD High   date	14.38 EUR (2024/05/20)
YTD Low   date	9.47 EUR (2024/02/29)
52 Weeks High   date	14.60 EUR (2023/08/01)
52 Weeks Low   date	8.45 EUR (2023/10/17)

## All listings for ION BEAM APPLICATIONS S.A.

Exchange	Date	Time	Price	Trading volume (mio.)	Number of trades
Tradegate	2024/07/24	22:26	12.84 EUR	0.00	1
Stuttgart	2024/07/24	08:13	12.54 EUR	0.00	3
Munich	2024/07/24	08:03	12.94 EUR	0.00	2
London Stock Exchange European Trade Reporting	2024/07/24	17:30	12.92 EUR	0.00	2
Frankfurt	2024/07/24	08:02	12.64 EUR	0.00	2

	07/24						
FINRA other OTC Issues	2024/ 07/24	18:11	13.35 USD	0.01		1	
Euronext Brussels	2024/ 07/24	17:35	12.90 EUR	0.09		91	
Duesseldorf	2024/ 07/24	08:11	12.68 EUR	0.00		3	
Berlin	2024/ 07/24	21:50	12.84 EUR	0.00		19	

## Company profile

### Company Logo



### Contact Details

ION BEAM APPLICATIONS SA

--

3, chemin du Cyclotron - 1348 Louvain-la-Neuve

Telefon: +32-1-047-58-11

Fax: +32-1-047-58-10

E-mail: [info-worldwide@iba-group.com](mailto:info-worldwide@iba-group.com)

### Company Profile

-

#### Members of Management Board

Olivier Legrain	Chairman of Managing Board
Frédéric Nolf	Member of Executive Committee
Soumya Chandramouli	Member of Executive Committee
Yves Jongen	Member of Executive Committee

#### Board of directors

Pierre Mottet	Chairman of Supervisory Board
Hedvig Hricak	Member of Supervisory Board
Richard Hausmann	Member of Supervisory Board
Christine Dubus	Member of Supervisory Board
Marcel Miller	Member of Supervisory Board
Sybille van den Hoven	Member of Supervisory Board
Yves Jongen	Member of Supervisory Board