

CRESCENT POINT ENERGY CORP

ISIN: CA22576C1014 WKN: 22576C101

Overview

2024/05/14 08:04:13

Price
8.092 EURDifference  -1.08% (-0.09)

General attributes

ISIN CA22576C1014
 Symbol CPG
 Exchange Munich
 Currency EUR
 Sector Energy / Commodities
 Security type Stock
 Market cap (m) 4,934 EUR
 Benchmark S&P/TSX 60 INDEX

Market data

Bid (Bid size) -
 Ask (Ask size) -
 Open 8.092 EUR
 High 8.092 EUR
 Low 8.092 EUR
 Close (prev. day) 8.18 EUR
 VWAP 7.846 EUR
 Volume (pcs) 0
 Trading volume 0.00
 Number of trades 2
 Last size 0

Futures and Options







Related Futures -
 Related Options -

5y



Information about previous performance does not guarantee future performance.
 Source: FactSet

Recent research

on sector		
Date	Headline	Download
2024/05/13	 Aktienempfehlungen Österreich	
2024/05/03	 Equity Weekly	
2024/04/29	 Aktienempfehlungen Österreich	
2024/04/26	 Equity Weekly	
2024/04/26	 Global Equity Ratings	

Details

2024/05/14 08:04:13

Price

8.092 EUR

Difference ▼ -1.08% (-0.09)

General attributes

ISIN	CA22576C1014
Symbol	CPG
Exchange	Munich
Currency	EUR
Sector	Energy / Commodities
Security type	Stock
Market cap (m)	4,934 EUR
Benchmark	S&P/TSX 60 INDEX

Market data

Bid (Bid size)	-
Ask (Ask size)	-
Open	8.092 EUR
High	8.092 EUR
Low	8.092 EUR
Close (prev. day)	8.18 EUR
VWAP	7.846 EUR
Volume (pcs)	0
Trading volume	0.00
Number of trades	2
Last size	0

Performance and Risk

	6m	1y	3y
Perf (%)	+22.68%	+29.27%	+145.36%
Perf (abs.)	+1.50	+1.83	+4.79
Beta	1.41	1.42	2.29
Volatility	19.99	25.43	41.70

5y



Information about previous performance does not guarantee future performance.
Source: FactSet

Price data

Ø price 5 days Ø volume 5 days (pcs.)	8.188 EUR (0)
Ø price 30 days Ø volume 30 days (pcs.)	8.143 EUR (0)
Ø price 100 days Ø volume 100 days (pcs.)	6.932 EUR (32)
Ø price 250 days Ø volume 250 days (pcs.)	6.939 EUR (24)
YTD High date	8.476 EUR (2024/04/30)
YTD Low date	5.788 EUR (2024/02/06)
52 Weeks High date	8.476 EUR (2024/04/30)
52 Weeks Low date	5.788 EUR (2024/02/06)

Arbitrage views

Exchange ⊕	Date	Time	Price	Trading volume (mio.)	Number of trades
Tradegate	2024/05/14	22:02	7.934 EUR	0.00	1
Toronto Stock Exchange	2024/05/14	22:00	11.72 CAD	30.72	3,769
Stuttgart	2024/05/14	21:11	7.846 EUR	0.00	12
NYSE	2024/05/14	22:00	8.59 USD	36.44	16,826
Munich	2024/05/14	08:04	8.092 EUR	0.00	2

	14						
London Stock Exchange	2023/12/20	15:49	9.26 CAD	0.00			1
Frankfurt	2024/05/14	08:06	7.906 EUR	0.00			2
Duesseldorf	2024/05/14	08:10	7.826 EUR	0.00			3
Berlin	2024/05/14	20:22	7.898 EUR	0.00			14

Company profile

Company Logo



Contact Details

CRESCENT POINT ENERGY CORP.

--

585-8th Avenue SW, Suite 2000 - T2P 1G1
Calgary

Telefon: +1-403-693-0020

Fax: +1-403-693-0070

E-mail: -

Company Profile

-

Members of Management Board

Craig Bryksa Chairman of Managing Board

Ken Lamont Member of Executive Committee

Ryan Gritzfeldt Member of Executive Committee

Board of directors

Barbara Munroe Chairman of Supervisory Board

François Langlois Member of Supervisory Board

James Craddock Member of Supervisory Board

Jennifer Koury Member of Supervisory Board

John Dielwart Member of Supervisory Board

Mike Jackson Member of Supervisory Board

Mindy Wight Member of Supervisory Board

Myron Stadnyk Member of Supervisory Board