

SIAULIU BANKAS

ISIN: LT0000102253 WKN: -

Overview

2024/07/26 08:03:18

Price

0.686 EUR

Difference  0.29% (0.00)

General attributes

ISIN	LT0000102253
Symbol	SAB1L
Exchange	Frankfurt
Currency	EUR
Sector	Financial
Security type	Stock
Market cap (m)	472 EUR
Benchmark	MSCI WORLD INDEX (STRD, UHD)

Market data

Bid (Bid size)	-
Ask (Ask size)	-
Open	0.686 EUR
High	0.686 EUR
Low	0.686 EUR
Close (prev. day)	0.684 EUR
VWAP	0.742 EUR
Volume (pcs)	0
Trading volume	0.00
Number of trades	2
Last size	0

Futures and Options

Related Futures	-
Related Options	-











5y



Information about previous performance does not guarantee future performance.

Source: FactSet

Recent research

on sector			
Date		Headline	Download
2024/07/24		Global Equity Ratings	
2024/07/24		Aktienempfehlungen Global	
2024/07/19		Equity Weekly	
2024/07/15		Aktienempfehlungen Global	
2024/07/12		Global Equity Ratings	

Details

2024/07/26 08:03:18

Price

0.686 EUR

Difference ▲ 0.29% (0.00)

General attributes

ISIN	LT0000102253
Symbol	SAB1L
Exchange	Frankfurt
Currency	EUR
Sector	Financial
Security type	Stock
Market cap (m)	472 EUR
Benchmark	MSCI WORLD INDEX (STRD, UHD)

Market data

Bid (Bid size)	-
Ask (Ask size)	-
Open	0.686 EUR
High	0.686 EUR
Low	0.686 EUR
Close (prev. day)	0.684 EUR
VWAP	0.742 EUR
Volume (pcs)	0
Trading volume	0.00
Number of trades	2
Last size	0

Performance and Risk

	6m	1y	3y
Perf (%)	+1.48%	+8.89%	+2.54%
Perf (abs.)	+0.01	+0.06	+0.02
Beta	0.27	0.22	0.35
Volatility	51.69	41.28	43.51

5y



Information about previous performance does not guarantee future performance.
Source: FactSet

Price data

Ø price 5 days Ø volume 5 days (pcs.)	0.684 EUR (0)
Ø price 30 days Ø volume 30 days (pcs.)	0.677 EUR (358)
Ø price 100 days Ø volume 100 days (pcs.)	0.671 EUR (159)
Ø price 250 days Ø volume 250 days (pcs.)	0.650 EUR (111)
YTD High date	0.742 EUR (2024/07/18)
YTD Low date	0.637 EUR (2024/04/17)
52 Weeks High date	0.742 EUR (2024/07/18)
52 Weeks Low date	0.579 EUR (2023/10/27)

All listings for SIAULIU BANKAS

Exchange 📍	Date	Time	Price	Trading volume (mio.)	Number of trades
Stuttgart	2024/07/26	08:17	0.607 EUR	0.00	3
OMX Baltic Market Vilnius	2024/07/26	15:30	0.715 EUR	0.09	227
Munich	2024/07/26	08:04	0.686 EUR	0.00	2
London Stock Exchange	2022/09/02	17:46	0.573 EUR	0.00	1
Frankfurt	2024/07/26	08:03	0.686 EUR	0.00	2

Company profile

Company Logo

Contact Details

IAULIU BANKAS AB

--

Tiles strasse 149 - 76348 iauliai

Telefon: +8-37-301-337

Fax: +8-41-430-774

E-mail: info@sb.it

Company Profile

-

Members of Management Board

Vytautas Sinius	Chairman of Managing Board
Agne Duksiene	Member of Executive Committee
Algimantas Gaulia	Member of Executive Committee
Daiva Soriene	Member of Executive Committee
Donatas Savickas	Member of Executive Committee
Laura Krizinauskiene	Member of Executive Committee
Mindaugas Rudys	Member of Executive Committee
Tomas Varenbergas	Member of Executive Committee

Board of directors

Valdas Vitkauskas	Chairman of Supervisory Board
Susan Buyske	Member of Supervisory Board
Darius Šulnis	Member of Supervisory Board
Gintaras Kateiva	Member of Supervisory Board
Mindaugas Raila	Member of Supervisory Board
Tomas Okmanas	Member of Supervisory Board