

## ISOENERGY LTD.

ISIN: CA46500E1079 WKN: -

## Overview

2024/07/26 14:44:26

Price

2.245 EUR

Difference  1.81% (0.04)

## General attributes

ISIN	CA46500E1079
Symbol	ISO
Exchange	Stuttgart
Currency	EUR
Sector	Energy / Commodities
Security type	Stock
Market cap (m)	414 EUR
Benchmark	S&P/TSX 60 INDEX

## Market data

Bid (Bid size)	- (0)
Ask (Ask size)	- (0)
Open	2.25 EUR
High	2.25 EUR
Low	2.245 EUR
Close (prev. day)	2.205 EUR
VWAP	-
Volume (pcs)	0
Trading volume	0.00
Number of trades	5
Last size	0

## Futures and Options







Related Futures	-
Related Options	-

5y



Information about previous performance does not guarantee future performance.  
Source: FactSet

## Recent research

on sector	Date	Headline	Download
	2024/07/26	 Equity Weekly	
	2024/07/24	 Global Equity Ratings	
	2024/07/24	 Aktienempfehlungen Global	
	2024/07/15	 Aktienempfehlungen Global	
	2024/07/12	 Equity Weekly	

## Details

2024/07/26 14:44:26

## Price

2.245 EUR

Difference ▲ 1.81% (0.04)

## General attributes

ISIN	CA46500E1079
Symbol	ISO
Exchange	Stuttgart
Currency	EUR
Sector	Energy / Commodities
Security type	Stock
Market cap (m)	414 EUR
Benchmark	S&P/TSX 60 INDEX

## Market data

Bid (Bid size)	- (0)
Ask (Ask size)	- (0)
Open	2.25 EUR
High	2.25 EUR
Low	2.245 EUR
Close (prev. day)	2.205 EUR
VWAP	-
Volume (pcs)	0
Trading volume	0.00
Number of trades	5
Last size	0

## Performance and Risk

	6m	1y	3y
Perf (%)	-27.70%	+30.22%	+31.67%
Perf (abs.)	-0.86	+0.52	+0.54
Beta	1.26	1.29	2.07
Volatility	55.08	57.02	81.47

5y



Information about previous performance does not guarantee future performance.  
Source: FactSet

## Price data

Ø price 5 days   Ø volume 5 days (pcs.)	2.290 EUR (280)
Ø price 30 days   Ø volume 30 days (pcs.)	2.562 EUR (738)
Ø price 100 days   Ø volume 100 days (pcs.)	2.632 EUR (555)
Ø price 250 days   Ø volume 250 days (pcs.)	2.653 EUR (1,162)
YTD High   date	3.700 EUR (2024/02/02)
YTD Low   date	2.205 EUR (2024/07/25)
52 Weeks High   date	3.700 EUR (2024/02/02)
52 Weeks Low   date	1.700 EUR (2023/07/28)

## All listings for ISOENERGY LTD.

Exchange <span>⊕</span>	Date	Time	Price	Trading volume (mio.)	Number of trades
Tradegate	2024/07/26	22:26	2.335 EUR	0.01	6
Toronto Stock Exchange	2024/07/26	22:00	3.48 CAD	0.24	235
Stuttgart	2024/07/26	14:44	2.245 EUR	0.00	5
Munich	2024/07/26	08:02	2.33 EUR	0.00	1
Frankfurt	2024/07/26	14:12	2.34 EUR	0.00	2

	26					
FINRA other OTC Issues	2024/07/26	21:59	2.53 USD	0.06		75
Duesseldorf	2024/07/26	19:32	2.285 EUR	0.00		7
Berlin	2024/07/26	20:48	2.325 EUR	0.00		20

## Company profile

### Company Logo



### Company Profile

-

### Contact Details

ISOENERGY LTD

--

----

Telefon: -

Fax: -

E-mail: -