

## OSINO RESOURCES CORP.

ISIN: CA68828L1004 WKN: -

## Overview

2024/07/26 21:18:33

Price

1.315 USD

Difference  1.15% (0.02)

## General attributes

ISIN	CA68828L1004
Symbol	OSI
Exchange	FINRA other OTC Issues
Currency	USD
Sector	Energy / Commodities
Security type	Stock
Market cap (m)	235 EUR
Benchmark	S&P/TSX 60 INDEX

## Market data

Bid (Bid size)	-
Ask (Ask size)	-
Open	1.305 USD
High	1.315 USD
Low	1.305 USD
Close (prev. day)	1.30 USD
VWAP	1.3075 USD
Volume (pcs)	10,223
Trading volume	13,366.58
Number of trades	4
Last size	2,000

## Futures and Options

Related Futures	-
Related Options	-










5y



Information about previous performance does not guarantee future performance.

Source: FactSet

## Recent research

on sector	Date	Headline	Download
	2024/07/26	 Equity Weekly	
	2024/07/24	 Global Equity Ratings	
	2024/07/24	 Aktienempfehlungen Global	
	2024/07/15	 Aktienempfehlungen Global	
	2024/07/12	 Equity Weekly	

## Details

2024/07/26 21:18:33

## Price

1.315 USD

Difference ▲ 1.15% (0.02)

## General attributes

ISIN	CA68828L1004
Symbol	OSI
Exchange	FINRA other OTC Issues
Currency	USD
Sector	Energy / Commodities
Security type	Stock
Market cap (m)	235 EUR
Benchmark	S&P/TSX 60 INDEX

## Market data

Bid (Bid size)	-
Ask (Ask size)	-
Open	1.305 USD
High	1.315 USD
Low	1.305 USD
Close (prev. day)	1.30 USD
VWAP	1.3075 USD
Volume (pcs)	10,223
Trading volume	13,366.58
Number of trades	4
Last size	2,000

## Performance and Risk

	6m	1y	3y
Perf (%)	+24.73%	+54.60%	+37.70%
Perf (abs.)	+0.26	+0.46	+0.36
Beta	0.30	0.36	0.72
Volatility	36.30	48.06	57.13

5y



Information about previous performance does not guarantee future performance.  
Source: FactSet

## Price data

Ø price 5 days   Ø volume 5 days (pcs.)	1.305 USD (5,165)
Ø price 30 days   Ø volume 30 days (pcs.)	1.293 USD (12,406)
Ø price 100 days   Ø volume 100 days (pcs.)	1.300 USD (24,733)
Ø price 250 days   Ø volume 250 days (pcs.)	1.054 USD (48,724)
YTD High   date	1.350 USD (2024/06/03)
YTD Low   date	1.006 USD (2024/01/17)
52 Weeks High   date	1.350 USD (2024/06/03)
52 Weeks Low   date	0.646 USD (2023/11/01)

## All listings for OSINO RESOURCES CORP.

Exchange	Date	Time	Price	Trading volume (mio.)	Number of trades
Tradegate	2024/07/26	22:02	1.21 EUR	0.00	1
TSX Venture Exchange	2024/07/26	21:59	1.82 CAD	1.36	99
Stuttgart	2024/07/26	11:05	1.175 EUR	0.00	4
Munich	2024/07/26	08:02	1.215 EUR	0.00	1
Frankfurt	2024/07/26	08:10	1.145 EUR	0.00	2

	26					
FINRA other OTC Issues	2024/07/26	21:18	1.315 USD	0.01		4
Duesseldorf	2024/07/26	19:32	1.18 EUR	0.00		7
Berlin	2024/07/26	20:22	1.21 EUR	0.00		13

## Company profile

### Company Logo



### Company Profile

-

### Contact Details

OSINO RESOURCES CORP.

--

----

Telefon: -

Fax: -

E-mail: -