

## W.R. BERKLEY CORP.

ISIN: **US0844231029** WKN: **084423102**

## Overview

2024/09/18 22:00:02

Price

57.81 USD

Difference  -0.55% (-0.32)

## General attributes

ISIN	US0844231029
Symbol	WRB
Exchange	NYSE
Currency	USD
Sector	Financial
Security type	Stock
Market cap (m)	19,889 EUR
Benchmark	S&P 500

## Market data

Bid (Bid size)	57.68 USD (100)
Ask (Ask size)	58.39 USD (100)
Open	58.38 USD
High	58.485 USD
Low	57.74 USD
Close (prev. day)	58.13 USD
VWAP	57.949538 USD
Volume (pcs)	1,786,224
Trading volume	103,542,247.59
Number of trades	26,987
Last size	-

## Futures and Options






Related Futures	-
Related Options	-

5y



Information about previous performance does not guarantee future performance.  
Source: FactSet

## Recent research

on sector		on market	
Date		Headline	Download
2024/09/11		Global Equity Ratings	
2024/09/11		Aktienempfehlungen Global	
2024/09/09		Aktienempfehlungen Österreich	
2024/09/06		Equity Weekly	
2024/09/05		Global Equity Ratings	

## Details

2024/09/18 22:00:02

### Price

57.81 USD

**Difference** ▼ -0.55% (-0.32)

### General attributes

ISIN	US0844231029
Symbol	WRB
Exchange	NYSE
Currency	USD
Sector	Financial
Security type	Stock
Market cap (m)	19,889 EUR
Benchmark	S&P 500

### Market data

Bid (Bid size)	57.68 USD (100)
Ask (Ask size)	58.39 USD (100)
Open	58.38 USD
High	58.485 USD
Low	57.74 USD
Close (prev. day)	58.13 USD
VWAP	57.949538 USD
Volume (pcs)	1,786,224
Trading volume	103,542,247.59
Number of trades	26,987
Last size	-

### Performance and Risk

	6m	1y	3y
Perf (%)	+1.97%	+35.99%	+81.18%
Perf (abs.)	+1.12	+15.38	+26.05
Beta	-	-	-
Volatility	22.96	22.30	24.05

5y



Information about previous performance does not guarantee future performance.  
Source: FactSet

### Price data

Ø price 5 days   Ø volume 5 days (pcs.)	58.02 USD (1,741,645)
Ø price 30 days   Ø volume 30 days (pcs.)	58.04 USD (1,430,743)
Ø price 100 days   Ø volume 100 days (pcs.)	54.53 USD (1,617,167)
Ø price 250 days   Ø volume 250 days (pcs.)	51.89 USD (1,786,604)
YTD High   date	61.28 USD (2024/09/04)
YTD Low   date	47.18 USD (2024/01/02)
52 Weeks High   date	61.28 USD (2024/09/04)
52 Weeks Low   date	41.37 USD (2023/10/03)

### Arbitrage views

Exchange <span>⊕</span>	Date	Time	Price	Trading volume (mio.)	Number of trades
Tradegate	2024/09/18	22:02	52.06 EUR	0.00	2
Stuttgart	2024/09/18	21:57	52.02 EUR	0.00	5
NYSE	2024/09/18	22:00	57.81 USD	103.54	26,987
Munich	2024/09/18	08:03	52.40 EUR	0.00	1
London Stock	2024/08/	17:17	57.10 USD	0.08	2

Exchange	21						
Frankfurt	2024/09/ 18	08:09	51.94	EUR	0.00		1
Duesseldorf	2024/09/ 18	19:30	52.06	EUR	0.00		5
Berlin	2024/09/ 18	20:21	51.94	EUR	0.00		16

## Company profile

### Company Logo



### Contact Details

W.R. BERKLEY CORP.

--

475 Steamboat Road - 06830 Greenwich

Telefon: +1-203-629-3000

Fax: +1-203-629-3073

E-mail: -

### Company Profile

-

### Members of Management Board

William Berkley Chairman of Board of Directors

Christopher Augustini Member of Board of Directors

Daniel Mosley Member of Board of Directors

Jonathan Talisman Member of Board of Directors

Marie Mattson Member of Board of Directors

Mark Shapiro Member of Board of Directors

Mary Farrell Member of Board of Directors

María Luisa Ferré Member of Board of Directors

Ronald Blaylock Member of Board of Directors

W. Robert Berkley, Jr. Chairman of Managing Board

James G. Shiel Member of Executive Committee

Lucille T. Sgaglione Member of Executive Committee

Richard M. Baio Member of Executive Committee

William R. Berkley Member of Executive Committee