

NETCOMPANY GROUP A/S

ISIN: **DK0060952919** WKN: -

Overview

2024/07/12 16:55:00

Price

290.40 DKK

Difference  -0.79% (-2.30)

General attributes

ISIN DK0060952919

Symbol NETC

Exchange London Stock Exchange
European Trade Reporting

Currency DKK

Sector IT-Technology

Security type Stock

Market cap 1,956 EUR
(m)

Benchmark OMX COPENHAGEN 20

Market data

Bid (Bid size) 283.20 DKK (2,000)

Ask (Ask size) 297.60 DKK (2,000)

Open 291.20 DKK

High 291.20 DKK

Low 290.40 DKK

Close (prev. day) 292.70 DKK

VWAP 285.00 DKK

Volume (pcs) -

Trading volume -

Number of trades 2

Last size -

Futures and Options

Related Futures -

Related Options -











5y



Information about previous performance does not guarantee future performance.

Source: FactSet

Recent research

on sector			
Date		Headline	Download
2024/07/12		Global Equity Ratings	
2024/07/12		Aktienempfehlungen Global	
2024/07/09		Aktienempfehlungen Österreich	
2024/07/05		Equity Weekly	
2024/06/24		Aktienempfehlungen Österreich	

Details

2024/07/12 16:55:00

Price

290.40 DKK

Difference ▼ -0.79% (-2.30)

General attributes

ISIN	DK0060952919
Symbol	NETC
Exchange	London Stock Exchange European Trade Reporting
Currency	DKK
Sector	IT-Technology
Security type	Stock
Market cap (m)	1,956 EUR
Benchmark	OMX COPENHAGEN 20

Market data

Bid (Bid size)	283.20 DKK (2,000)
Ask (Ask size)	297.60 DKK (2,000)
Open	291.20 DKK
High	291.20 DKK
Low	290.40 DKK
Close (prev. day)	292.70 DKK
VWAP	285.00 DKK
Volume (pcs)	-
Trading volume	-
Number of trades	2
Last size	-

Performance and Risk

	6m	1y	3y
Perf (%)	+30.31%	-0.43%	-62.54%
Perf (abs.)	+67.55	-1.25	-484.85
Beta	0.24	0.05	0.72
Volatility	35.58	35.20	44.89

5y



Information about previous performance does not guarantee future performance.
Source: FactSet

Price data

Ø price 5 days Ø volume 5 days (pcs.)	293.08 DKK (0)
Ø price 30 days Ø volume 30 days (pcs.)	308.45 DKK (0)
Ø price 100 days Ø volume 100 days (pcs.)	293.58 DKK (70)
Ø price 250 days Ø volume 250 days (pcs.)	269.88 DKK (692)
YTD High date	334.30 DKK (2024/06/12)
YTD Low date	218.25 DKK (2024/01/05)
52 Weeks High date	334.30 DKK (2024/06/12)
52 Weeks Low date	200.73 DKK (2023/11/08)

All listings for NETCOMPANY GROUP A/S

Exchange	Date	Time	Price	Trading volume (mio.)	Number of trades
Tradegate	2024/07/12	22:26	39.02 EUR	0.00	1
Stuttgart	2024/07/12	16:28	38.98 EUR	0.00	10
Nasdaq Copenhagen	2024/07/12	17:20	292.20 DKK	12.98	571
Munich	2024/07/12	08:03	38.98 EUR	0.00	1
London Stock Exchange	2024/07/12	16:55	290.40 DKK	0.00	2

European Trade Reporting	07/12					
Frankfurt	2024/ 07/12	17:15	39.06 EUR	0.00		8
FINRA other OTC Issues	2023/ 11/02	17:01	29.00 USD	0.00		1
Duesseldorf	2024/ 07/12	19:30	38.92 EUR	0.00		6
Berlin	2024/ 07/12	21:43	39.06 EUR	0.00		19

Company profile

Company Logo

netcompany

Company Profile

-

Contact Details

NETCOMPANY GROUP

--

Telefon: -

Fax: -

E-mail: -