

NEW GOLD INC.

ISIN: CA6445351068

WKN: 644535106

Overview

2024/07/26 21:38:35

Price
1.89 EURDifference  -5.24% (-0.10)

General attributes

ISIN	CA6445351068
Symbol	NGD
Exchange	Munich
Currency	EUR
Sector	Energy / Commodities
Security type	Stock
Market cap (m)	1,472 EUR
Benchmark	S&P/TSX 60 INDEX

Market data

Bid (Bid size)	-
Ask (Ask size)	-
Open	1.938 EUR
High	1.948 EUR
Low	1.89 EUR
Close (prev. day)	1.9945 EUR
VWAP	1.92053 EUR
Volume (pcs)	5,700
Trading volume	10,947.00
Number of trades	3
Last size	2,700

Futures and Options











Related Futures	-
Related Options	-

5y



Information about previous performance does not guarantee future performance.
Source: FactSet

Recent research

on sector			
Date		Headline	Download
2024/07/26		Equity Weekly	
2024/07/24		Global Equity Ratings	
2024/07/24		Aktienempfehlungen Global	
2024/07/15		Aktienempfehlungen Global	
2024/07/12		Equity Weekly	

Details

2024/07/26 21:38:35

Price

1.89 EUR

Difference 📉 -5.24% (-0.10)

General attributes

ISIN	CA6445351068
Symbol	NGD
Exchange	Munich
Currency	EUR
Sector	Energy / Commodities
Security type	Stock
Market cap (m)	1,472 EUR
Benchmark	S&P/TSX 60 INDEX

Market data

Bid (Bid size)	-
Ask (Ask size)	-
Open	1.938 EUR
High	1.948 EUR
Low	1.89 EUR
Close (prev. day)	1.9945 EUR
VWAP	1.92053 EUR
Volume (pcs)	5,700
Trading volume	10,947.00
Number of trades	3
Last size	2,700

Performance and Risk

	6m	1y	3y
Perf (%)	+64.35%	+70.27%	+42.80%
Perf (abs.)	+0.74	+0.78	+0.57
Beta	2.13	1.73	1.96
Volatility	44.67	43.64	50.74

5y



Information about previous performance does not guarantee future performance.
Source: FactSet

Price data

Ø price 5 days Ø volume 5 days (pcs.)	1.99 EUR (1,140)
Ø price 30 days Ø volume 30 days (pcs.)	1.96 EUR (1,451)
Ø price 100 days Ø volume 100 days (pcs.)	1.77 EUR (823)
Ø price 250 days Ø volume 250 days (pcs.)	1.37 EUR (416)
YTD High date	2.23 EUR (2024/07/16)
YTD Low date	1.04 EUR (2024/02/23)
52 Weeks High date	2.23 EUR (2024/07/16)
52 Weeks Low date	0.88 EUR (2023/10/03)

All listings for NEW GOLD INC.

Exchange 📍	Date	Time	Price	Trading volume (mio.)	Number of trades
Tradegate	2024/07/26	22:26	1.8655 EUR	0.00	4
Toronto Stock Exchange	2024/07/26	22:00	2.82 CAD	2.91	1,515
Stuttgart	2024/07/26	20:14	1.889 EUR	0.00	6
NYSE MKT	2024/07/26	22:00	2.02 USD	21.99	12,968
Munich	2024/07/26	21:38	1.89 EUR	0.01	3

	26					
London Stock Exchange	2023/12/12	16:07	1.87 CAD	0.05		1
Frankfurt	2024/07/26	08:36	1.893 EUR	0.00		1
Duesseldorf	2024/07/26	08:10	1.8965 EUR	0.00		3
Berlin	2024/05/13	08:03	1.7855 EUR	0.00		2

Company profile

Company Logo



Contact Details

NEW GOLD INC.

--

Burrard Street 3110-666 V6C 2X8
Vancouver, BC

Telefon: +1 604 639 0023

Fax: +1 604 696 4110

E-mail: info@newgold.com

Company Profile

-

Members of Management Board

Renaud Adams Chairman of Managing Board

Ankit Shah Member of Executive Committee

Armando Ortega Member of Executive Committee

Bethany Borody Member of Executive Committee

Eric Vinet Member of Executive Committee

John Ritter Member of Executive Committee

Robert J. Chausse Member of Executive Committee

Sean Keating Member of Executive Committee

Sharon Giraudel Member of Executive Committee

Suresh Kalathil Member of Executive Committee

Board of directors

Ian Pearce Chairman of Supervisory Board

Gillian Davidson Member of Supervisory Board

Geoffrey Chater Member of Supervisory Board

Margaret Mulligan Member of Supervisory Board

Marilyn Schonberner Member of Supervisory Board

Nicholas Chirekos Member of Supervisory Board

Richard O'Brien Member of Supervisory Board

Thomas McCulley Member of Supervisory Board