

## SIKA AG

ISIN: CH0418792922

WKN: 41879292

## Overview

2024/04/25 21:34:20

5y

Price

273.006 USD

Difference  -0.92% (-2.52)

## General attributes

ISIN CH0418792922

Symbol SIKA

Exchange FINRA other OTC Issues

Currency USD

Sector Chemical / Pharmaceutical / Health

Security type Stock

Market cap (m) 42,019 EUR

Benchmark SWISS MARKET INDEX

## Market data

Bid (Bid size) -

Ask (Ask size) -

Open 270.724 USD

High 285.132 USD

Low 270.626 USD

Close (prev. day) 275.53 USD

VWAP 277.061895 USD

Volume (pcs) 114

Trading volume 31,585.06

Number of trades 12

Last size 2

## Futures and Options

Related Futures 30










Related Options -



Information about previous performance does not guarantee future performance.

Source: FactSet

## Recent research

on instrument	on sector	on market
Date	Headline	Download
2022/12/19	 Global Equity Ratings	
2022/12/19	 Aktienempfehlungen Global	
2022/11/28	 Global Equity Ratings	
2022/11/28	 Aktienempfehlungen Global	
2022/11/18	 Global Equity Ratings	

## Details

2024/04/25 21:34:20

## Price

273.006 USD

Difference  -0.92% (-2.52)

## General attributes

ISIN	CH0418792922
Symbol	SIKA
Exchange	FINRA other OTC Issues
Currency	USD
Sector	Chemical / Pharmaceutical / Health
Security type	Stock
Market cap (m)	42,019 EUR
Benchmark	SWISS MARKET INDEX

## Market data

Bid (Bid size)	-
Ask (Ask size)	-
Open	270.724 USD
High	285.132 USD
Low	270.626 USD
Close (prev. day)	275.53 USD
VWAP	277.061895 USD
Volume (pcs)	114
Trading volume	31,585.06
Number of trades	12
Last size	2

## Performance and Risk

	6m	1y	3y
Perf (%)	+18.48%	+1.64%	-9.07%
Perf (abs.)	+42.58	+4.41	-27.24
Beta	0.86	1.19	1.49
Volatility	37.50	37.68	45.49

5y



Information about previous performance does not guarantee future performance.  
Source: FactSet

## Price data

Ø price 5 days   Ø volume 5 days (pcs.)	280.067 USD (495)
Ø price 30 days   Ø volume 30 days (pcs.)	291.013 USD (341)
Ø price 100 days   Ø volume 100 days (pcs.)	289.055 USD (475)
Ø price 250 days   Ø volume 250 days (pcs.)	279.178 USD (577)
YTD High   date	325.100 USD (2024/01/02)
YTD Low   date	263.900 USD (2024/01/22)
52 Weeks High   date	329.300 USD (2023/12/29)
52 Weeks Low   date	227.860 USD (2023/10/25)

## All listings for SIKA AG

Exchange 	Date	Time	Price	Trading volume (mio.)	Number of trades
SIX Swiss Exchange	2024/04/25	17:31	256.40 CHF	55.64	2,679
London Stock Exchange European Trade Reporting	2024/04/25	17:20	253.40 CHF	0.00	1
Frankfurt	2019/06/28	17:04	149.60 EUR	0.01	4
FINRA other OTC Issues	2024/04/25	21:34	273.006 USD	0.03	12

Berlin	2019/ 06/28	15:59	149.60 EUR	0.00	4
--------	----------------	-------	------------	------	---

## Company profile

### Company Logo



### Contact Details

SIKA AG

--

Zugerstrasse 50 - 6340 Baar

Telefon: +41-58-436-68-00

Fax: +41-58-436-68-50

E-mail: -

### Company Profile

-

#### Members of Management Board

Thomas Hasler Chairman of Managing Board

Adrian Widmer Member of Executive Committee

Christoph Ganz Member of Executive Committee

Ivo Schädler Member of Executive Committee

Mike Campion Member of Executive Committee

Patricia Heidtmann Member of Executive Committee

Philippe Jost Member of Executive Committee

Raffaella Marzi Member of Executive Committee

#### Board of directors

Gordana Landén Member of the administrative board

Justin Marshall Howell Member of the administrative board

Lucrece Foufopoulos-de Ridder Member of the administrative board

Monika Ribar Baumann Member of the administrative board

Paul Schuler Member of the administrative board

Victor Waldemar Balli Member of the administrative board

Thierry Vanlancker Chairman of the administrative board