


CELLAVISION AB

ISIN: SE0000683484 WKN: -

Overview

2024/04/30 21:43:06		
Price	19.20 EUR	
Difference		-1.13% (-0.22)

General attributes	
ISIN	SE0000683484
Symbol	CEVI
Exchange	Berlin
Currency	EUR
Sector	Chemical / Pharmaceutical / Health
Security type	Stock
Market cap (m)	458 EUR
Benchmark	OMX STOCKHOLM 30 INDEX



Market data	
Bid (Bid size)	-
Ask (Ask size)	-
Open	19.38 EUR
High	19.38 EUR
Low	19.10 EUR
Close (prev. day)	19.42 EUR
VWAP	-
Volume (pcs)	0
Trading volume	0.00
Number of trades	18
Last size	0

Futures and Options	
Related Futures	-
Related Options	-



Information about previous performance does not guarantee future performance.  
Source: FactSet

Recent research

on sector		
Date	Headline	Download
2024/04/29	 Aktienempfehlungen Österreich	
2024/04/26	 Global Equity Ratings	
2024/04/26	 Aktienempfehlungen Global	
2024/04/15	 Aktienempfehlungen Österreich	
2024/04/03	 Global Equity Ratings	

Details

2024/04/30 21:43:06		
Price	19.20 EUR	
Difference	<div><div></div></div>	-1.13% (-0.22)

General attributes	
ISIN	SE0000683484
Symbol	CEVI
Exchange	Berlin
Currency	EUR
Sector	Chemical / Pharmaceutical / Health
Security type	Stock
Market cap (m)	458 EUR
Benchmark	OMX STOCKHOLM 30 INDEX

Market data	
Bid (Bid size)	-
Ask (Ask size)	-
Open	19.38 EUR
High	19.38 EUR
Low	19.10 EUR
Close (prev. day)	19.42 EUR
VWAP	-
Volume (pcs)	0
Trading volume	0.00
Number of trades	18
Last size	0

Performance and Risk			
	6m	1y	3y
Perf (%)	+73.91%	+24.03%	-45.79%
Perf (abs.)	+8.16	+3.72	-16.22
Beta	1.33	1.00	0.90
Volatility	54.89	53.64	54.16



Information about previous performance does not guarantee future performance.  
Source: FactSet

Price data	
Ø price 5 days   Ø volume 5 days (pcs.)	19.54 EUR (0)
Ø price 30 days   Ø volume 30 days (pcs.)	19.67 EUR (0)
Ø price 100 days   Ø volume 100 days (pcs.)	19.54 EUR (0)
Ø price 250 days   Ø volume 250 days (pcs.)	16.96 EUR (1)
YTD High   date	24.10 EUR (2024/02/16)
YTD Low   date	16.28 EUR (2024/01/25)
52 Weeks High   date	24.10 EUR (2024/02/16)
52 Weeks Low   date	10.48 EUR (2023/10/19)

Arbitrage views					
Exchange	Date	Time	Price	Trading volume (mio.)	Number of trades
Stuttgart	2024/04/30	15:37	19.06 EUR	0.00	7
Nasdaq Stockholm	2024/04/30	12:59	225.50 SEK	1.15	73
Munich	2024/04/30	08:03	19.20 EUR	0.00	2
London Stock Exchange European Trade Reporting	2024/05/01	17:25	230.00 SEK	0.00	1
Frankfurt	2024/	15:08	19.04 EUR	0.00	3

	04/30					
FINRA other OTC Issues	2024/ 04/26	15:30	20.24 USD	0.01		1
Duesseldorf	2024/ 04/30	19:32	18.74 EUR	0.00		7
Berlin	2024/ 04/30	21:43	19.20 EUR	0.00		18

# Company profile

## Company Logo

### Contact Details

CELLAVISION

- -

Ideon Science Park - 223 70 Lund

Telefon: +46 (0)46 - 286 44 00

Fax: +46 (0)46 - 286 44 70

E-mail: [info@cellavision.com](mailto:info@cellavision.com)

## Company Profile

-