

## CELLAVISION AB

ISIN: SE0000683484 WKN: -

## Overview

2024/04/26 19:35:18

Price  
18.84 EURDifference  -4.07% (-0.80)

## General attributes

ISIN	SE0000683484
Symbol	CEVI
Exchange	Berlin
Currency	EUR
Sector	Chemical / Pharmaceutical / Health
Security type	Stock
Market cap (m)	450 EUR
Benchmark	OMX STOCKHOLM 30 INDEX

## Market data

Bid (Bid size)	18.32 EUR (900)
Ask (Ask size)	19.38 EUR (800)
Open	19.70 EUR
High	19.98 EUR
Low	18.50 EUR
Close (prev. day)	19.64 EUR
VWAP	-
Volume (pcs)	0
Trading volume	0.00
Number of trades	15
Last size	0

## Futures and Options





Related Futures	-
Related Options	-

5y



Information about previous performance does not guarantee future performance.  
Source: FactSet

## Recent research

on sector			
Date		Headline	Download
2024/04/26		Global Equity Ratings	
2024/04/26		Aktienempfehlungen Global	
2024/04/15		Aktienempfehlungen Österreich	
2024/04/03		Global Equity Ratings	
2024/04/03		Aktienempfehlungen Global	

## Details

2024/04/26 19:35:18

## Price

18.84 EUR

Difference  -4.07% (-0.80)

## General attributes

ISIN	SE0000683484
Symbol	CEVI
Exchange	Berlin
Currency	EUR
Sector	Chemical / Pharmaceutical / Health
Security type	Stock
Market cap (m)	450 EUR
Benchmark	OMX STOCKHOLM 30 INDEX

## Market data

Bid (Bid size)	18.32 EUR (900)
Ask (Ask size)	19.38 EUR (800)
Open	19.70 EUR
High	19.98 EUR
Low	18.50 EUR
Close (prev. day)	19.64 EUR
VWAP	-
Volume (pcs)	0
Trading volume	0.00
Number of trades	15
Last size	0

## Performance and Risk

	6m	1y	3y
Perf (%)	+72.58%	+35.64%	-44.36%
Perf (abs.)	+8.26	+5.16	-15.66
Beta	1.45	1.06	0.91
Volatility	54.54	53.62	54.10



Information about previous performance does not guarantee future performance.  
Source: FactSet

## Price data

Ø price 5 days   Ø volume 5 days (pcs.)	20.05 EUR (0)
Ø price 30 days   Ø volume 30 days (pcs.)	19.83 EUR (0)
Ø price 100 days   Ø volume 100 days (pcs.)	19.43 EUR (0)
Ø price 250 days   Ø volume 250 days (pcs.)	16.93 EUR (1)
YTD High   date	24.10 EUR (2024/02/16)
YTD Low   date	16.28 EUR (2024/01/25)
52 Weeks High   date	24.10 EUR (2024/02/16)
52 Weeks Low   date	10.48 EUR (2023/10/19)

## Arbitrage views

Exchange 	Date	Time	Price	Trading volume (mio.)	Number of trades
Stuttgart	2024/04/26	08:03	19.54 EUR	0.00	1
Nasdaq Stockholm	2024/04/26	17:29	220.50 SEK	4.83	345
Munich	2024/04/26	08:11	19.88 EUR	0.00	1
London Stock Exchange European Trade Reporting	2024/04/26	17:25	221.75 SEK	0.00	2
Frankfurt	2024/	09:15	19.66 EUR	0.00	2

	04/26					
FINRA other OTC Issues	2024/ 04/26	15:30	20.24 USD	0.01		1
Duesseldorf	2024/ 04/26	19:31	18.62 EUR	0.00		5
Berlin	2024/ 04/26	19:35	18.84 EUR	0.00		15

## Company profile

### Company Logo

#### Contact Details

CELLAVISION

--

Ideon Science Park - 223 70 Lund

Telefon: +46 (0)46 - 286 44 00

Fax: +46 (0)46 - 286 44 70

E-mail: [info@cellavision.com](mailto:info@cellavision.com)

### Company Profile

-