

CATELLA AB SER. B

ISIN: **SE0000188518** WKN: **4770741**

Overview

2024/08/16 08:09:40

Price
2.535 EUR

Difference  0.00% (0.00)

General attributes

ISIN	SE0000188518
Symbol	CAT B
Exchange	Munich
Currency	EUR
Sector	Commerce
Security type	Stock
Market cap (m)	229 EUR
Benchmark	OMX STOCKHOLM 30 INDEX

Market data

Bid (Bid size)	-
Ask (Ask size)	-
Open	2.535 EUR
High	2.535 EUR
Low	2.535 EUR
Close (prev. day)	2.535 EUR
VWAP	2.54503 EUR
Volume (pcs)	0
Trading volume	0.00
Number of trades	1
Last size	0

Futures and Options







Related Futures	-
Related Options	-

5y



Information about previous performance does not guarantee future performance.
Source: FactSet

Recent research

on sector			
Date		Headline	Download
2024/08/12		Global Equity Ratings	
2024/08/12		Aktienempfehlungen Global	
2024/07/24		Global Equity Ratings	
2024/07/24		Aktienempfehlungen Global	
2024/07/15		Aktienempfehlungen Global	

Details

2024/08/16 08:09:40

Price

2.535 EUR

Difference ➔ 0.00% (0.00)

General attributes

ISIN	SE0000188518
Symbol	CAT B
Exchange	Munich
Currency	EUR
Sector	Commerce
Security type	Stock
Market cap (m)	229 EUR
Benchmark	OMX STOCKHOLM 30 INDEX

Market data

Bid (Bid size)	-
Ask (Ask size)	-
Open	2.535 EUR
High	2.535 EUR
Low	2.535 EUR
Close (prev. day)	2.535 EUR
VWAP	2.54503 EUR
Volume (pcs)	0
Trading volume	0.00
Number of trades	1
Last size	0

Performance and Risk

	6m	1y	3y
Perf (%)	+0.80%	+2.84%	-14.50%
Perf (abs.)	+0.02	+0.07	-0.43
Beta	0.46	0.71	0.86
Volatility	15.34	19.24	26.92

5y



Information about previous performance does not guarantee future performance.
Source: FactSet

Price data

Ø price 5 days Ø volume 5 days (pcs.)	2.550 EUR (0)
Ø price 30 days Ø volume 30 days (pcs.)	2.613 EUR (0)
Ø price 100 days Ø volume 100 days (pcs.)	2.657 EUR (0)
Ø price 250 days Ø volume 250 days (pcs.)	2.560 EUR (22)
YTD High date	2.935 EUR (2024/01/03)
YTD Low date	2.445 EUR (2024/02/12)
52 Weeks High date	2.935 EUR (2024/01/03)
52 Weeks Low date	2.130 EUR (2023/11/10)

Arbitrage views

Exchange	Date	Time	Price	Trading volume (mio.)	Number of trades
Stuttgart	2024/08/16	15:27	2.52 EUR	0.00	11
Nasdaq Stockholm	2024/08/16	18:00	30.00 SEK	13.86	104
Munich	2024/08/16	08:09	2.535 EUR	0.00	1
London Stock Exchange	2020/02/21	12:00	31.35 SEK	0.09	1
Frankfurt	2024/08/16	09:31	2.525 EUR	0.00	2

	16					
Duesseldorf	2024/08/ 16	19:31	2.56 EUR	0.00		6
Berlin	2024/08/ 16	08:09	2.525 EUR	0.00		3

Company profile

Company Logo

Contact Details

CATELLA AB

--

Telefon: -

Fax: -

E-mail: -

Company Profile

-