

BERKELEY ENERGIA LTD.

ISIN: **AU000000BKY0** WKN: -

Overview

2024/04/26 17:35:26

Price
0.22 EURDifference  -0.90% (-0.00)

General attributes

ISIN	AU000000BKY0
Symbol	BKY
Exchange	BME Continuous Market
Currency	EUR
Sector	Energy / Commodities
Security type	Stock
Market cap (m)	98 EUR
Benchmark	ASX ALL ORDINARIES INDEX

Market data

Bid (Bid size)	-
Ask (Ask size)	-
Open	0.23 EUR
High	0.2325 EUR
Low	0.2165 EUR
Close (prev. day)	0.222 EUR
VWAP	0.223455 EUR
Volume (pcs)	4,301,778
Trading volume	961,251.82
Number of trades	388
Last size	-

Futures and Options

Related Futures	-
Related Options	-






5y



Information about previous performance does not guarantee future performance.

Source: FactSet

Recent research

on sector			
Date		Headline	Download
2024/04/26		Equity Weekly	
2024/04/26		Global Equity Ratings	
2024/04/26		Aktienempfehlungen Global	
2024/04/15		Aktienempfehlungen Österreich	
2024/04/12		Equity Weekly	

Details

2024/04/26 17:35:26

Price

0.22 EUR

 Difference ▼ -0.90% (-0.00)

General attributes

ISIN	AU000000BKY0
Symbol	BKY
Exchange	BME Continuous Market
Currency	EUR
Sector	Energy / Commodities
Security type	Stock
Market cap (m)	98 EUR
Benchmark	ASX ALL ORDINARIES INDEX

Market data

Bid (Bid size)	-
Ask (Ask size)	-
Open	0.23 EUR
High	0.2325 EUR
Low	0.2165 EUR
Close (prev. day)	0.222 EUR
VWAP	0.223455 EUR
Volume (pcs)	4,301,778
Trading volume	961,251.82
Number of trades	388
Last size	-

Performance and Risk

	6m	1y	3y
Perf (%)	+5.26%	+0.69%	-36.60%
Perf (abs.)	+0.01	+0.00	-0.13
Beta	-0.28	0.60	0.55
Volatility	58.74	79.60	89.89

5y



Information about previous performance does not guarantee future performance.

Source: FactSet

Price data

Ø price 5 days Ø volume 5 days (pcs.)	0.22 EUR (4,038,330)
Ø price 30 days Ø volume 30 days (pcs.)	0.19 EUR (2,933,106)
Ø price 100 days Ø volume 100 days (pcs.)	0.19 EUR (2,184,744)
Ø price 250 days Ø volume 250 days (pcs.)	0.23 EUR (3,797,557)
YTD High date	0.24 EUR (2024/04/11)
YTD Low date	0.16 EUR (2024/03/14)
52 Weeks High date	0.48 EUR (2023/07/04)
52 Weeks Low date	0.16 EUR (2023/12/29)

Arbitrage views

Exchange	Date	Time	Price	Trading volume (mio.)	Number of trades
Tradegate	2024/04/26	22:02	0.2245 EUR	0.00	1
Stuttgart	2024/04/26	10:33	0.1964 EUR	0.00	4
Munich	2024/04/26	08:11	0.2155 EUR	0.00	2
London Stock Exchange	2024/04/26	17:35	19.00 GBp	0.71	6
Hamburg	2024/	08:00	0.1994 EUR	0.00	3

	04/26					
Frankfurt	2024/ 04/26	08:25	0.1998	EUR	0.00	2
FINRA other OTC Issues	2024/ 04/26	17:48	0.235	USD	0.00	1
Duesseldorf	2024/ 04/26	19:30	0.222	EUR	0.00	7
Berlin	2024/ 04/26	08:08	0.2165	EUR	0.00	2
BME Continuous Market	2024/ 04/26	17:35	0.22	EUR	0.96	388
Australian Securities Exchange	2024/ 04/26	07:59	0.36	AUD	0.02	44

Company profile

Company Logo



Company Profile

-

Contact Details

BERKELEY ENERGIA

--

The Esplanade, Level 9 28 6000 Perth

Telefon: +61 8 9322 6322

Fax: +61 8 9322 6558

E-mail: -