

MORPHOSYS AG

ISIN: DE0006632003 WKN: 663200

Overview

2024/07/11 08:00:37

Price

67.70 EUR

Difference  0.00% (0.00)

General attributes

ISIN DE0006632003

Symbol MOR

Exchange Munich

Currency EUR

Sector Chemical / Pharmaceutical / Health

Security type Stock

Market cap (m) 2,548 EUR

Benchmark GERMANY DAX

Market data

Bid (Bid size) 67.65 EUR (250)

Ask (Ask size) 67.70 EUR (250)

Open 67.70 EUR

High 67.70 EUR

Low 67.70 EUR

Close (prev. day) 67.70 EUR

VWAP 67.70 EUR

Volume (pcs) 0

Trading volume 0.00

Number of trades 1

Last size 0

Futures and Options

Related Futures -







Related Options -

5y



Information about previous performance does not guarantee future performance.
Source: FactSet

Recent research

on sector		on market	
Date		Headline	Download
2024/07/09		Aktienempfehlungen Österreich	
2024/06/24		Aktienempfehlungen Österreich	
2024/06/21		Global Equity Ratings	
2024/06/21		Aktienempfehlungen Global	
2024/06/14		Equity Weekly	

Details

2024/07/11 08:00:37

Price
67.70 EUR

Difference ➔ 0.00% (0.00)

General attributes

ISIN	DE0006632003
Symbol	MOR
Exchange	Munich
Currency	EUR
Sector	Chemical / Pharmaceutical / Health
Security type	Stock
Market cap (m)	2,548 EUR
Benchmark	GERMANY DAX

Market data

Bid (Bid size)	67.65 EUR (250)
Ask (Ask size)	67.70 EUR (250)
Open	67.70 EUR
High	67.70 EUR
Low	67.70 EUR
Close (prev. day)	67.70 EUR
VWAP	67.70 EUR
Volume (pcs)	0
Trading volume	0.00
Number of trades	1
Last size	0

Performance and Risk

	6m	1y	3y
Perf (%)	+96.52%	+140.67%	+7.15%
Perf (abs.)	+33.25	+39.57	+4.52
Beta	0.31	0.38	0.94
Volatility	75.58	79.12	68.34

5y



Information about previous performance does not guarantee future performance.
Source: FactSet

Price data

Ø price 5 days Ø volume 5 days (pcs.)	67.82 EUR (140)
Ø price 30 days Ø volume 30 days (pcs.)	67.33 EUR (60)
Ø price 100 days Ø volume 100 days (pcs.)	66.84 EUR (58)
Ø price 250 days Ø volume 250 days (pcs.)	45.54 EUR (294)
YTD High date	70.15 EUR (2024/05/16)
YTD Low date	30.36 EUR (2024/01/12)
52 Weeks High date	70.15 EUR (2024/05/16)
52 Weeks Low date	15.43 EUR (2023/11/21)

All listings for MORPHOSYS AG

Exchange ⬆	Date	Time	Price	Trading volume (mio.)	Number of trades
Xetra	2024/07/11	15:44	67.70 EUR	0.69	40
Vienna Stock Exchange	2024/07/11	15:30	67.70 EUR	0.00	4
Tradegate	2024/07/11	16:35	67.65 EUR	0.07	17
Stuttgart	2024/07/11	17:00	67.70 EUR	0.00	40
SIX Swiss Exchange	2019/	17:31	102.00 CHF	0.01	3

	06/24					
Munich	2024/ 07/11	08:00	67.70 EUR	0.00		1
London Stock Exchange European Trade Reporting	2024/ 07/10	17:30	66.80 EUR	0.00		1
Hanover	2024/ 07/11	08:16	67.65 EUR	0.00		1
Hamburg	2024/ 07/11	08:16	67.65 EUR	0.00		1
Frankfurt	2024/ 07/11	13:09	67.70 EUR	0.00		3
FINRA other OTC Issues	2024/ 07/09	21:33	73.27 USD	0.26		2
Euronext Milan MTF Trading After Hours	2024/ 07/10	17:44	66.05 EUR	0.00		1
Euronext Milan MTF Global Equity Market	2024/ 07/10	17:44	66.05 EUR	0.00		1
Duesseldorf	2024/ 07/11	16:30	67.65 EUR	0.00		4
Berlin	2024/ 07/11	08:01	67.70 EUR	0.00		1

Company profile

Company Logo



Contact Details

MORPHOSYS AG

--

Semmelweisstrasse 7 - 82152 Planegg

Telefon: +49-89-89927-0

Fax: +49-89-89927-222

E-mail: info@morphosys.com

Company Profile

-

Members of Management Board

Arkadius Pichota Chairman of Managing Board

Barbara Krebs-Pohl Member of Executive Committee

Tim Demuth Member of Executive Committee

Charlotte Lohmann Member of Executive Committee

Lukas Gilgen Member of Executive Committee

Board of directors

Heinrich Moisa Member of Supervisory Board

Romain Lege Member of Supervisory Board

Sharon Curran Member of Supervisory Board

Silke Mainka Member of Supervisory Board