

## CANTARGIA AB

ISIN: SE0006371126

WKN: -

## Overview

2024/04/26 09:15:39

Price  
0.2738 EURDifference  -4.00% (-0.01)

## General attributes

ISIN	SE0006371126
Symbol	CANTA
Exchange	Frankfurt
Currency	EUR
Sector	Chemical / Pharmaceutical / Health
Security type	Stock
Market cap (m)	54 EUR
Benchmark	OMX STOCKHOLM 30 INDEX

## Market data

Bid (Bid size)	-
Ask (Ask size)	-
Open	0.2672 EUR
High	0.2738 EUR
Low	0.2672 EUR
Close (prev. day)	0.2852 EUR
VWAP	0.3486 EUR
Volume (pcs)	0
Trading volume	0.00
Number of trades	3
Last size	0

## Futures and Options





Related Futures	-
Related Options	-

5y



Information about previous performance does not guarantee future performance.  
Source: FactSet

## Recent research

on sector			
Date		Headline	Download
2024/04/26		Global Equity Ratings	
2024/04/26		Aktienempfehlungen Global	
2024/04/15		Aktienempfehlungen Österreich	
2024/04/03		Global Equity Ratings	
2024/04/03		Aktienempfehlungen Global	

## Details

2024/04/26 09:15:39

## Price

0.2738 EUR

Difference ▼ -4.00% (-0.01)

## General attributes

ISIN SE0006371126

Symbol CANTA

Exchange Frankfurt

Currency EUR

Sector Chemical / Pharmaceutical / Health

Security type Stock

Market cap (m) 54 EUR

Benchmark OMX STOCKHOLM 30 INDEX

## Market data

Bid (Bid size) -

Ask (Ask size) -

Open 0.2672 EUR

High 0.2738 EUR

Low 0.2672 EUR

Close (prev. day) 0.2852 EUR

VWAP 0.3486 EUR

Volume (pcs) 0

Trading volume 0.00

Number of trades 3

Last size 0

## Performance and Risk

	6m	1y	3y
Perf (%)	-5.46%	-48.19%	-89.28%
Perf (abs.)	-0.02	-0.25	-2.28
Beta	1.29	1.44	0.87
Volatility	101.77	102.19	95.07

5y



Information about previous performance does not guarantee future performance.  
Source: FactSet

## Price data

Ø price 5 days   Ø volume 5 days (pcs.)	0.2862 EUR (0)
Ø price 30 days   Ø volume 30 days (pcs.)	0.2885 EUR (136)
Ø price 100 days   Ø volume 100 days (pcs.)	0.2858 EUR (65)
Ø price 250 days   Ø volume 250 days (pcs.)	0.3217 EUR (41)
YTD High   date	0.3748 EUR (2024/04/04)
YTD Low   date	0.2082 EUR (2024/03/18)
52 Weeks High   date	0.5185 EUR (2023/04/27)
52 Weeks Low   date	0.2082 EUR (2024/03/18)

## Arbitrage views

Exchange <input type="checkbox"/>	Date	Time	Price	Trading volume (mio.)	Number of trades
Stuttgart	2024/04/26	11:10	0.2722 EUR	0.00	5
Nasdaq Stockholm	2024/04/26	17:29	3.45 SEK	0.90	279
Munich	2024/04/26	08:11	0.3218 EUR	0.00	2
Frankfurt	2024/04/26	09:15	0.2738 EUR	0.00	3
Berlin	2024/04/26	21:43	0.2948 EUR	0.00	18



## Company profile

### Company Logo



### Company Profile

-

### Contact Details

CANTARGIA

--

----

Telefon: -

Fax: -

E-mail: -