

CANTARGIA AB

ISIN: SE0006371126

WKN: -

Overview

2024/04/25 09:20:17

Price
0.2852 EURDifference  -1.59% (-0.00)

General attributes

ISIN	SE0006371126
Symbol	CANTA
Exchange	Frankfurt
Currency	EUR
Sector	Chemical / Pharmaceutical / Health
Security type	Stock
Market cap (m)	57 EUR
Benchmark	OMX STOCKHOLM 30 INDEX

Market data

Bid (Bid size)	0.271 EUR (11,100)
Ask (Ask size)	0.314 EUR (9,600)
Open	0.2766 EUR
High	0.2852 EUR
Low	0.2766 EUR
Close (prev. day)	0.2898 EUR
VWAP	0.3486 EUR
Volume (pcs)	0
Trading volume	0.00
Number of trades	2
Last size	0

Futures and Options





Related Futures	-
Related Options	-

5y



Information about previous performance does not guarantee future performance.
Source: FactSet

Recent research

on sector			
Date		Headline	Download
2024/04/15		Aktienempfehlungen Österreich	
2024/04/03		Global Equity Ratings	
2024/04/03		Aktienempfehlungen Global	
2024/04/03		Aktienempfehlungen Österreich	
2024/03/22		Equity Weekly	

Details

2024/04/25 09:20:17

Price

0.2852 EUR

Difference  -1.59% (-0.00)

General attributes

ISIN SE0006371126

Symbol CANTA

Exchange Frankfurt

Currency EUR

Sector Chemical / Pharmaceutical / Health

Security type Stock

Market cap (m) 57 EUR

Benchmark OMX STOCKHOLM 30 INDEX

Market data

Bid (Bid size) 0.271 EUR (11,100)

Ask (Ask size) 0.314 EUR (9,600)

Open 0.2766 EUR

High 0.2852 EUR

Low 0.2766 EUR

Close (prev. day) 0.2898 EUR

VWAP 0.3486 EUR

Volume (pcs) 0

Trading volume 0.00

Number of trades 2

Last size 0

Performance and Risk

	6m	1y	3y
Perf (%)	-10.06%	-46.33%	-88.80%
Perf (abs.)	-0.03	-0.25	-2.30
Beta	1.29	1.40	0.87
Volatility	101.92	102.16	95.12

5y




Information about previous performance does not guarantee future performance.
Source: FactSet

Price data

Ø price 5 days Ø volume 5 days (pcs.)	0.2979 EUR (0)
Ø price 30 days Ø volume 30 days (pcs.)	0.2843 EUR (136)
Ø price 100 days Ø volume 100 days (pcs.)	0.2860 EUR (65)
Ø price 250 days Ø volume 250 days (pcs.)	0.3232 EUR (41)
YTD High date	0.3748 EUR (2024/04/04)
YTD Low date	0.2082 EUR (2024/03/18)
52 Weeks High date	0.5285 EUR (2023/04/26)
52 Weeks Low date	0.2082 EUR (2024/03/18)

Arbitrage views

Exchange 	Date	Time	Price	Trading volume (mio.)	Number of trades
Stuttgart	2024/04/25	14:48	0.2776 EUR	0.00	2
Nasdaq Stockholm	2024/04/25	15:37	3.45 SEK	0.99	262
Munich	2024/04/25	08:02	0.3342 EUR	0.00	1
Frankfurt	2024/04/25	09:20	0.2852 EUR	0.00	2
Berlin	2024/04/25	14:13	0.3008 EUR	0.00	9

Company profile

Company Logo



Company Profile

-

Contact Details

CANTARGIA

--

Telefon: -

Fax: -

E-mail: -