

## LINDAB INTERNATIONAL AB

ISIN: SE0001852419 WKN: -

## Overview

2024/07/26 08:10:21

Price

21.56 EUR

Difference  -1.55% (-0.34)

## General attributes

ISIN	SE0001852419
Symbol	LIAB
Exchange	Frankfurt
Currency	EUR
Sector	Construction
Security type	Stock
Market cap (m)	1,745 EUR
Benchmark	OMX STOCKHOLM 30 INDEX

## Market data

Bid (Bid size)	-
Ask (Ask size)	-
Open	21.56 EUR
High	21.56 EUR
Low	21.56 EUR
Close (prev. day)	21.90 EUR
VWAP	22.48 EUR
Volume (pcs)	0
Trading volume	0.00
Number of trades	2
Last size	0

## Futures and Options

Related Futures	-
Related Options	-

5y










Information about previous performance does not guarantee future performance.

Source: FactSet

## Recent research

on sector

Date		Headline	Download
2024/07/24		Global Equity Ratings	
2024/07/24		Aktienempfehlungen Global	
2024/07/15		Aktienempfehlungen Global	
2024/07/12		Global Equity Ratings	
2024/07/09		Aktienempfehlungen Österreich	

## Details

2024/07/26 08:10:21

## Price

21.56 EUR

Difference ▼ -1.55% (-0.34)

## General attributes

ISIN	SE0001852419
Symbol	LIAB
Exchange	Frankfurt
Currency	EUR
Sector	Construction
Security type	Stock
Market cap (m)	1,745 EUR
Benchmark	OMX STOCKHOLM 30 INDEX

## Market data

Bid (Bid size)	-
Ask (Ask size)	-
Open	21.56 EUR
High	21.56 EUR
Low	21.56 EUR
Close (prev. day)	21.90 EUR
VWAP	22.48 EUR
Volume (pcs)	0
Trading volume	0.00
Number of trades	2
Last size	0

## Performance and Risk

	6m	1y	3y
Perf (%)	+28.10%	+52.91%	-9.72%
Perf (abs.)	+4.73	+7.46	-2.32
Beta	0.87	1.10	1.36
Volatility	30.37	33.00	41.67

5y



Information about previous performance does not guarantee future performance.  
Source: FactSet

## Price data

Ø price 5 days   Ø volume 5 days (pcs.)	22.00 EUR (27)
Ø price 30 days   Ø volume 30 days (pcs.)	20.78 EUR (6)
Ø price 100 days   Ø volume 100 days (pcs.)	19.69 EUR (5)
Ø price 250 days   Ø volume 250 days (pcs.)	17.18 EUR (6)
YTD High   date	22.48 EUR (2024/07/22)
YTD Low   date	15.93 EUR (2024/01/19)
52 Weeks High   date	22.48 EUR (2024/07/22)
52 Weeks Low   date	11.61 EUR (2023/10/26)

## Arbitrage views

Exchange <span>⊕</span>	Date	Time	Price	Trading volume (mio.)	Number of trades
Nasdaq Stockholm	2024/07/26	18:00	260.00 SEK	17.64	428
Munich	2024/07/26	08:19	21.92 EUR	0.00	2
London Stock Exchange European Trade Reporting	2024/07/26	17:25	260.00 SEK	0.00	2
Frankfurt	2024/07/26	08:10	21.56 EUR	0.00	2
Duesseldorf	2024/	19:32	21.86 EUR	0.00	7

	07/26					
Berlin	2024/ 07/26	08:08	21.58 EUR	0.00		3

## Company profile

### Company Logo



### Company Profile

-

### Contact Details

LINDAB INTERNATIONAL

--

Jarnvagsgatan Grevie 41 269 82 Bastad

Telefon: +46 431 850 00

Fax: +46 431 850 10

E-mail: [lindab@lindab.com](mailto:lindab@lindab.com)