

BONG AB

ISIN: SE0000396061

WKN: 4120584

Overview

2024/05/02 09:17:48

Price
0.0628 EURDifference  0.64% (0.00)

General attributes

ISIN	SE0000396061
Symbol	BONG
Exchange	Frankfurt
Currency	EUR
Sector	Commerce
Security type	Stock
Market cap (m)	15 EUR
Benchmark	OMX STOCKHOLM 30 INDEX

Market data

Bid (Bid size)	-
Ask (Ask size)	-
Open	0.0628 EUR
High	0.0628 EUR
Low	0.0628 EUR
Close (prev. day)	0.0624 EUR
VWAP	0.0686 EUR
Volume (pcs)	0
Trading volume	0.00
Number of trades	2
Last size	0

Futures and Options











Related Futures	-
Related Options	-

5y



Information about previous performance does not guarantee future performance.
Source: FactSet

Recent research

on sector	Date	Headline	Download
	2024/04/26	 Global Equity Ratings	
	2024/04/26	 Aktienempfehlungen Global	
	2024/04/03	 Global Equity Ratings	
	2024/04/03	 Aktienempfehlungen Global	
	2024/03/13	 Global Equity Ratings	

Details

2024/05/02 09:17:48

Price

0.0628 EUR

Difference ▲ 0.64% (0.00)

General attributes

ISIN	SE0000396061
Symbol	BONG
Exchange	Frankfurt
Currency	EUR
Sector	Commerce
Security type	Stock
Market cap (m)	15 EUR
Benchmark	OMX STOCKHOLM 30 INDEX

Market data

Bid (Bid size)	-
Ask (Ask size)	-
Open	0.0628 EUR
High	0.0628 EUR
Low	0.0628 EUR
Close (prev. day)	0.0624 EUR
VWAP	0.0686 EUR
Volume (pcs)	0
Trading volume	0.00
Number of trades	2
Last size	0

Performance and Risk

	6m	1y	3y
Perf (%)	-1.57%	-20.71%	+1.95%
Perf (abs.)	+0.00	-0.02	+0.00
Beta	-0.33	-0.15	0.14
Volatility	94.77	88.62	112.99

5y



Information about previous performance does not guarantee future performance.
Source: FactSet

Price data

Ø price 5 days Ø volume 5 days (pcs.)	0.0622 EUR (0)
Ø price 30 days Ø volume 30 days (pcs.)	0.0614 EUR (0)
Ø price 100 days Ø volume 100 days (pcs.)	0.0650 EUR (24)
Ø price 250 days Ø volume 250 days (pcs.)	0.0698 EUR (34)
YTD High date	0.0728 EUR (2024/01/02)
YTD Low date	0.0550 EUR (2024/04/05)
52 Weeks High date	0.0906 EUR (2023/06/09)
52 Weeks Low date	0.0550 EUR (2024/04/05)

Arbitrage views

Exchange ⊕	Date	Time	Price	Trading volume (mio.)	Number of trades
Nasdaq Stockholm	2024/05/02	15:30	0.858 SEK	0.01	18
London Stock Exchange	2018/05/21	17:59	1.16 SEK	0.00	1
Frankfurt	2024/05/02	09:17	0.0628 EUR	0.00	2

Company profile

Company Logo

Contact Details

BONG LJUNGAHL

--

Telefon: -

Fax: -

E-mail: -

Company Profile

-