

## BONG AB

ISIN: SE0000396061

WKN: 4120584

## Overview

2024/04/24 08:12:38

Price  
0.06 EURDifference  -0.33% (-0.00)

## General attributes

ISIN	SE0000396061
Symbol	BONG
Exchange	Frankfurt
Currency	EUR
Sector	Commerce
Security type	Stock
Market cap (m)	16 EUR
Benchmark	OMX STOCKHOLM 30 INDEX

## Market data

Bid (Bid size)	0.0618 EUR (48,600)
Ask (Ask size)	0.0844 EUR (35,600)
Open	0.06 EUR
High	0.06 EUR
Low	0.06 EUR
Close (prev. day)	0.0602 EUR
VWAP	0.0686 EUR
Volume (pcs)	0
Trading volume	0.00
Number of trades	1
Last size	0

## Futures and Options











Related Futures	-
Related Options	-

5y



Information about previous performance does not guarantee future performance.  
Source: FactSet

## Recent research

on sector			
Date		Headline	Download
2024/04/03		Global Equity Ratings	
2024/04/03		Aktienempfehlungen Global	
2024/03/13		Global Equity Ratings	
2024/03/13		Aktienempfehlungen Global	
2024/02/22		Aktienempfehlungen Global	

## Details

2024/04/24 08:12:38

## Price

0.06 EUR

Difference ▼ -0.33% (-0.00)

## General attributes

ISIN	SE0000396061
Symbol	BONG
Exchange	Frankfurt
Currency	EUR
Sector	Commerce
Security type	Stock
Market cap (m)	16 EUR
Benchmark	OMX STOCKHOLM 30 INDEX

## Market data

Bid (Bid size)	0.0618 EUR (48,600)
Ask (Ask size)	0.0844 EUR (35,600)
Open	0.06 EUR
High	0.06 EUR
Low	0.06 EUR
Close (prev. day)	0.0602 EUR
VWAP	0.0686 EUR
Volume (pcs)	0
Trading volume	0.00
Number of trades	1
Last size	0

## Performance and Risk

	6m	1y	3y
Perf (%)	-4.44%	-23.99%	+2.03%
Perf (abs.)	+0.00	-0.02	+0.00
Beta	-0.48	-0.17	0.14
Volatility	98.62	89.10	113.77

5y



Information about previous performance does not guarantee future performance.  
Source: FactSet

## Price data

Ø price 5 days   Ø volume 5 days (pcs.)	0.06 EUR (0)
Ø price 30 days   Ø volume 30 days (pcs.)	0.06 EUR (0)
Ø price 100 days   Ø volume 100 days (pcs.)	0.07 EUR (79)
Ø price 250 days   Ø volume 250 days (pcs.)	0.07 EUR (34)
YTD High   date	0.07 EUR (2024/01/02)
YTD Low   date	0.06 EUR (2024/04/05)
52 Weeks High   date	0.09 EUR (2023/06/09)
52 Weeks Low   date	0.06 EUR (2024/04/05)

## Arbitrage views

Exchange <span>⊕</span>	Date	Time	Price	Trading volume (mio.)	Number of trades
Nasdaq Stockholm	2024/04/24	15:10	0.866 SEK	0.02	7
London Stock Exchange	2018/05/21	17:59	1.16 SEK	0.00	1
Frankfurt	2024/04/24	08:12	0.06 EUR	0.00	1

## Company profile

### Company Logo

#### Contact Details

BONG LJUNGAHL

--

----

Telefon: -

Fax: -

E-mail: -

### Company Profile

-