

BONG AB

ISIN: SE0000396061

WKN: 4120584

Overview

2024/04/19 08:10:51

Price
0.0594 EURDifference  -1.00% (-0.00)

General attributes

ISIN	SE0000396061
Symbol	BONG
Exchange	Frankfurt
Currency	EUR
Sector	Commerce
Security type	Stock
Market cap (m)	15 EUR
Benchmark	OMX STOCKHOLM 30 INDEX

Market data

Bid (Bid size)	-
Ask (Ask size)	-
Open	0.0594 EUR
High	0.0594 EUR
Low	0.0594 EUR
Close (prev. day)	0.06 EUR
VWAP	0.0686 EUR
Volume (pcs)	0
Trading volume	0.00
Number of trades	2
Last size	0

Futures and Options











Related Futures	-
Related Options	-

5y



Information about previous performance does not guarantee future performance.
Source: FactSet

Recent research

on sector			
Date		Headline	Download
2024/04/03		Global Equity Ratings	
2024/04/03		Aktienempfehlungen Global	
2024/03/13		Global Equity Ratings	
2024/03/13		Aktienempfehlungen Global	
2024/02/22		Aktienempfehlungen Global	

Details

2024/04/19 08:10:51

Price

0.0594 EUR

Difference ▼ -1.00% (-0.00)

General attributes

ISIN	SE0000396061
Symbol	BONG
Exchange	Frankfurt
Currency	EUR
Sector	Commerce
Security type	Stock
Market cap (m)	15 EUR
Benchmark	OMX STOCKHOLM 30 INDEX

Market data

Bid (Bid size)	-
Ask (Ask size)	-
Open	0.0594 EUR
High	0.0594 EUR
Low	0.0594 EUR
Close (prev. day)	0.06 EUR
VWAP	0.0686 EUR
Volume (pcs)	0
Trading volume	0.00
Number of trades	2
Last size	0

Performance and Risk

	6m	1y	3y
Perf (%)	-4.81%	-24.04%	+25.32%
Perf (abs.)	+0.00	-0.02	+0.01
Beta	-0.43	-0.18	0.17
Volatility	98.96	89.04	114.97

5y



Information about previous performance does not guarantee future performance.
Source: FactSet

Price data

Ø price 5 days Ø volume 5 days (pcs.)	0.0608 EUR (0)
Ø price 30 days Ø volume 30 days (pcs.)	0.0625 EUR (0)
Ø price 100 days Ø volume 100 days (pcs.)	0.0656 EUR (79)
Ø price 250 days Ø volume 250 days (pcs.)	0.0704 EUR (34)
YTD High date	0.0728 EUR (2024/01/02)
YTD Low date	0.0550 EUR (2024/04/05)
52 Weeks High date	0.0906 EUR (2023/06/09)
52 Weeks Low date	0.0550 EUR (2024/04/05)

Arbitrage views

Exchange ⊕	Date	Time	Price	Trading volume (mio.)	Number of trades
Nasdaq Stockholm	2024/04/19	16:38	0.854 SEK	0.01	15
London Stock Exchange	2018/05/21	17:59	1.16 SEK	0.00	1
Frankfurt	2024/04/19	08:10	0.0594 EUR	0.00	2

Company profile

Company Logo

Contact Details

BONG LJUNGAHL

--

Telefon: -

Fax: -

E-mail: -

Company Profile

-