

BONG AB

ISIN:
SE0000396061WKN:
4120584

Overview

2022/09/26 13:23:31

Price
0.069 EURDifference  -1.57% (-0.00)

General attributes

ISIN	SE0000396061
Symbol	BONG
Exchange	Frankfurt
Currency	EUR
Sector	Commerce
Security type	Stock
Market cap (m)	15 EUR
Benchmark	OMX STOCKHOLM 30 INDEX

Market data

Bid (Bid size)	-
Ask (Ask size)	-
Open	0.0681 EUR
High	0.0712 EUR
Low	0.0681 EUR
Close (prev. day)	0.0701 EUR
VWAP	0.0948 EUR
Volume (pcs)	0
Trading volume	0.00
Number of trades	6
Last size	0

Futures and Options











Related Futures	-
Related Options	-

5y



Information about previous performance does not guarantee future performance.
Source: FactSet

Recent research

on sector			
Date		Headline	Download
2022/09/26		Global Equity Ratings	
2022/09/26		Aktienempfehlungen Global	
2022/09/01		Global Equity Ratings	
2022/09/01		Aktienempfehlungen Global	
2022/08/25		Global Equity Ratings	

Details

2022/09/26 13:23:31

Price

0.069 EUR

Difference ▼ -1.57% (-0.00)

General attributes

ISIN	SE0000396061
Symbol	BONG
Exchange	Frankfurt
Currency	EUR
Sector	Commerce
Security type	Stock
Market cap (m)	15 EUR
Benchmark	OMX STOCKHOLM 30 INDEX

Market data

Bid (Bid size)	-
Ask (Ask size)	-
Open	0.0681 EUR
High	0.0712 EUR
Low	0.0681 EUR
Close (prev. day)	0.0701 EUR
VWAP	0.0948 EUR
Volume (pcs)	0
Trading volume	0.00
Number of trades	6
Last size	0

Performance and Risk

	6m	1y	3y
Perf (%)	-10.62%	+45.57%	+25.45%
Perf (abs.)	-0.01	+0.02	+0.01
Beta	-0.15	0.05	0.43
Volatility	61.01	125.60	192.97

5y



Information about previous performance does not guarantee future performance.
Source: FactSet

Price data

Ø price 5 days Ø volume 5 days (pcs.)	0.071 EUR (0)
Ø price 30 days Ø volume 30 days (pcs.)	0.082 EUR (17)
Ø price 100 days Ø volume 100 days (pcs.)	0.081 EUR (5)
Ø price 250 days Ø volume 250 days (pcs.)	0.074 EUR (914)
YTD High date	0.112 EUR (2022/07/29)
YTD Low date	0.060 EUR (2022/03/09)
52 Weeks High date	0.112 EUR (2022/07/29)
52 Weeks Low date	0.049 EUR (2021/09/27)

Arbitrage views

Exchange	Date	Time	Price	Trading volume (mio.)	Number of trades
Nasdaq Stockholm	2022/09/26	17:13	0.792 SEK	0.04	37
London Stock Exchange	2018/05/21	17:59	1.16 SEK	0.00	1
Frankfurt	2022/09/26	13:23	0.069 EUR	0.00	6

Company profile

Company Logo

Contact Details

BONG LJUNGAHL

--

Telefon: -

Fax: -

E-mail: -

Company Profile

-