

BURE EQUITY AB

ISIN: SE0000195810 WKN: 4152651

Overview

2024/08/09 11:08:03

Price

33.06 EUR

Difference  3.96% (1.26)

General attributes

ISIN	SE0000195810
Symbol	BURE
Exchange	Frankfurt
Currency	EUR
Sector	Financial
Security type	Stock
Market cap (m)	2,417 EUR
Benchmark	OMX STOCKHOLM 30 INDEX

Market data

Bid (Bid size)	-
Ask (Ask size)	-
Open	31.94 EUR
High	33.06 EUR
Low	31.94 EUR
Close (prev. day)	31.80 EUR
VWAP	33.06 EUR
Volume (pcs)	46
Trading volume	1,520.76
Number of trades	1
Last size	46

Futures and Options

Related Futures	-
Related Options	-





5y



Information about previous performance does not guarantee future performance.

Source: FactSet

Recent research

on sector			
Date		Headline	Download
2024/08/02		Equity Weekly	
2024/07/29		Aktienempfehlungen Österreich	
2024/07/24		Global Equity Ratings	
2024/07/24		Aktienempfehlungen Global	
2024/07/19		Equity Weekly	

Details

2024/08/09 11:08:03

Price

33.06 EUR

Difference ▲ 3.96% (1.26)

General attributes

ISIN	SE0000195810
Symbol	BURE
Exchange	Frankfurt
Currency	EUR
Sector	Financial
Security type	Stock
Market cap (m)	2,417 EUR
Benchmark	OMX STOCKHOLM 30 INDEX

Market data

Bid (Bid size)	-
Ask (Ask size)	-
Open	31.94 EUR
High	33.06 EUR
Low	31.94 EUR
Close (prev. day)	31.80 EUR
VWAP	33.06 EUR
Volume (pcs)	46
Trading volume	1,520.76
Number of trades	1
Last size	46

Performance and Risk

	6m	1y	3y
Perf (%)	+24.47%	+81.15%	-25.54%
Perf (abs.)	+6.50	+14.81	-11.34
Beta	1.12	1.28	1.54
Volatility	31.49	31.49	42.88

5y



Information about previous performance does not guarantee future performance.
Source: FactSet

Price data

Ø price 5 days Ø volume 5 days (pcs.)	31.79 EUR (9)
Ø price 30 days Ø volume 30 days (pcs.)	32.14 EUR (3)
Ø price 100 days Ø volume 100 days (pcs.)	30.84 EUR (1)
Ø price 250 days Ø volume 250 days (pcs.)	25.84 EUR (1)
YTD High date	34.58 EUR (2024/07/31)
YTD Low date	24.28 EUR (2024/01/04)
52 Weeks High date	34.58 EUR (2024/07/31)
52 Weeks Low date	16.91 EUR (2023/08/18)

All listings for BURE EQUITY AB

Exchange 📍	Date	Time	Price	Trading volume (mio.)	Number of trades
Stuttgart	2024/08/09	16:25	32.34 EUR	0.00	8
Nasdaq Stockholm	2024/08/09	18:00	374.20 SEK	17.81	894
Munich	2024/08/09	08:11	31.94 EUR	0.00	2
London Stock Exchange European Trade Reporting	2024/08/09	17:25	372.00 SEK	0.00	2
Frankfurt	2024/	11:08	33.06 EUR	0.00	1

	08/09					
Duesseldorf	2024/ 08/09	19:32	32.26 EUR	0.00		6
Berlin	2024/ 08/09	21:43	32.56 EUR	0.00		19

Company profile

Company Logo

BURE

Company Profile

-

Contact Details

BURE EQUITY AB

--

Nybrogatan 6 114 34 Stockholm

Telefon: +46 8 614 0020

Fax: +46 8 614 0038

E-mail: info@bure.se