

## COMPONENTA CORP.

ISIN: **FI4000476783** WKN: **CTH1V**

## Overview

2024/07/26 08:10:21

Price  
2.99 EURDifference  1.70% (0.05)

## General attributes

ISIN	FI4000476783
Symbol	CTH1V
Exchange	Frankfurt
Currency	EUR
Sector	Industry
Security type	Stock
Market cap (m)	30 EUR
Benchmark	OMX HELSINKI 25

## Market data

Bid (Bid size)	-
Ask (Ask size)	-
Open	2.99 EUR
High	2.99 EUR
Low	2.99 EUR
Close (prev. day)	2.94 EUR
VWAP	2.43 EUR
Volume (pcs)	0
Trading volume	0.00
Number of trades	2
Last size	0

## Futures and Options











Related Futures	-
Related Options	-

5y



Information about previous performance does not guarantee future performance.  
Source: FactSet

## Recent research

on sector		on market	
Date		Headline	Download
2024/07/26		Equity Weekly	
2024/07/24		Global Equity Ratings	
2024/07/24		Aktienempfehlungen Global	
2024/07/15		Aktienempfehlungen Global	
2024/07/12		Global Equity Ratings	

## Details

2024/07/26 08:10:21

Price  
2.99 EUR

Difference ▲ 1.70% (0.05)

## General attributes

ISIN	FI4000476783
Symbol	CTH1V
Exchange	Frankfurt
Currency	EUR
Sector	Industry
Security type	Stock
Market cap (m)	30 EUR
Benchmark	OMX HELSINKI 25

## Market data

Bid (Bid size)	-
Ask (Ask size)	-
Open	2.99 EUR
High	2.99 EUR
Low	2.99 EUR
Close (prev. day)	2.94 EUR
VWAP	2.43 EUR
Volume (pcs)	0
Trading volume	0.00
Number of trades	2
Last size	0

## Performance and Risk

	6m	1y	3y
Perf (%)	+24.07%	+9.52%	-17.40%
Perf (abs.)	+0.58	+0.26	-0.63
Beta	-0.02	-0.06	0.35
Volatility	50.97	48.33	39.61

5y



Information about previous performance does not guarantee future performance.  
Source: FactSet

## Price data

Ø price 5 days   Ø volume 5 days (pcs.)	2.93 EUR (0)
Ø price 30 days   Ø volume 30 days (pcs.)	2.88 EUR (0)
Ø price 100 days   Ø volume 100 days (pcs.)	2.56 EUR (0)
Ø price 250 days   Ø volume 250 days (pcs.)	2.46 EUR (0)
YTD High   date	3.31 EUR (2024/06/06)
YTD Low   date	2.15 EUR (2024/02/14)
52 Weeks High   date	3.31 EUR (2024/06/06)
52 Weeks Low   date	2.05 EUR (2023/12/08)

## Arbitrage views

Exchange <span>⊕</span>	Date	Time	Price	Trading volume (mio.)	Number of trades
Nasdaq Helsinki	2024/07/26	18:00	3.14 EUR	0.00	16
Munich	2024/07/26	08:19	3.03 EUR	0.00	2
London Stock Exchange European Trade Reporting	2024/07/26	17:25	3.08 EUR	0.00	2
Frankfurt	2024/07/26	08:10	2.99 EUR	0.00	2

## Company profile

### Company Logo

COMPONENTA

### Company Profile

-

### Contact Details

COMPONENTA CORP

--

----

Telefon: -

Fax: -

E-mail: -