

# AUSTRIA BTX(EUR)

ISIN: **AT0000A03HC0** WKN: -

## Overview

2024/07/26 17:45:00

Price

**2,499.34** EUR

Difference  0.16% (3.88)

### General attributes

ISIN AT0000A03HC0

Symbol -

Country Bulgaria

Instruments in index 0

Type of index -

Security type Index

### Market data

Open 2,495.41 EUR

High 2,504.90 EUR

Low 2,482.05 EUR

Close (prev. day) 2,495.46 EUR

Trading volume (m) -

Volume (pcs) -

### Futures and Options

Related Futures -









Related Options -

5y



Information about previous performance does not guarantee future performance.  
Source: FactSet

### Recent research

on market		
Date	Headline	Download
2024/07/25	 CEE Special Report   Can we work more for longer?	
2024/07/22	 CEE   Baltics   Economic performance further diver...	
2024/07/22	 Will Hungarian central bank pause or continue with...	
2024/07/18	 Western Balkan and the EU - who is ready?	
2024/07/15	 Data mix in the week to come	

## Details

2024/07/26 17:45:00

Price

**2,499.34** EUR

Difference



0.16% (3.88)

## General attributes

ISIN AT0000A03HC0

Symbol -

Country Bulgaria

Security type Index

Instruments in index 0

## Market data

Open 2,495.41 EUR

High 2,504.90 EUR

Low 2,482.05 EUR

Close (prev. day) 2,495.46 EUR

Trading volume (m) -

Volume (pcs) -

## Performance and Risk

	6m	1y	3y
Perf (%)	+8.19%	+25.21%	+49.81%
Perf (abs.)	+189.22	+503.25	+830.95
Beta	-	-	-
Volatility	9.06	11.14	15.32

2,500.00

2,250.00

2,000.00

1,750.00

1,500.00

1,250.00

1,000.00

2020

2021

2022

2023

2024

5y



Information about previous performance does not guarantee future performance.

Source: FactSet

## Price data

Ø price 5 days   Ø volume 5 days (pcs.)	2,505.52 EUR (0)
Ø price 30 days   Ø volume 30 days (pcs.)	2,505.87 EUR (0)
Ø price 100 days   Ø volume 100 days (pcs.)	2,494.81 EUR (0)
Ø price 250 days   Ø volume 250 days (pcs.)	2,347.96 EUR (0)
YTD High   date	2,609.26 EUR (2024/05/29)
YTD Low   date	2,152.41 EUR (2024/01/08)
52 Weeks High   date	2,609.26 EUR (2024/05/29)
52 Weeks Low   date	1,981.45 EUR (2023/07/28)

## Composition

The composition is not available for this index.