

CALLIDITAS THERAPEUTICS AB CLASS B

ISIN: SE0010441584 WKN: -

Overview

2024/05/02 21:43:07

Price
9.335 EURDifference  0.86% (0.08)

General attributes

ISIN	SE0010441584
Symbol	CALTX
Exchange	Berlin
Currency	EUR
Sector	Chemical / Pharmaceutical / Health
Security type	Stock
Market cap (m)	553 EUR
Benchmark	OMX STOCKHOLM 30 INDEX

Market data

Bid (Bid size)	-
Ask (Ask size)	-
Open	9.29 EUR
High	9.615 EUR
Low	9.29 EUR
Close (prev. day)	9.255 EUR
VWAP	-
Volume (pcs)	0
Trading volume	0.00
Number of trades	18
Last size	0

Futures and Options





Related Futures	0
Related Options	-

5y



Information about previous performance does not guarantee future performance.
Source: FactSet

Recent research

on sector		
Date	Headline	Download
2024/04/29	 Aktienempfehlungen Österreich	
2024/04/26	 Global Equity Ratings	
2024/04/26	 Aktienempfehlungen Global	
2024/04/15	 Aktienempfehlungen Österreich	
2024/04/03	 Global Equity Ratings	

Details

2024/05/02 21:43:07

Price

9.335 EUR

Difference ▲ 0.86% (0.08)

General attributes

ISIN	SE0010441584
Symbol	CALTX
Exchange	Berlin
Currency	EUR
Sector	Chemical / Pharmaceutical / Health
Security type	Stock
Market cap (m)	553 EUR
Benchmark	OMX STOCKHOLM 30 INDEX

Market data

Bid (Bid size)	-
Ask (Ask size)	-
Open	9.29 EUR
High	9.615 EUR
Low	9.29 EUR
Close (prev. day)	9.255 EUR
VWAP	-
Volume (pcs)	0
Trading volume	0.00
Number of trades	18
Last size	0

Performance and Risk

	6m	1y	3y
Perf (%)	+17.97%	-16.02%	-24.76%
Perf (abs.)	+1.41	-1.77	-3.05
Beta	0.60	0.78	0.82
Volatility	50.30	54.39	67.31

5y



Information about previous performance does not guarantee future performance.
Source: FactSet

Price data

Ø price 5 days Ø volume 5 days (pcs.)	8.961 EUR (0)
Ø price 30 days Ø volume 30 days (pcs.)	9.389 EUR (0)
Ø price 100 days Ø volume 100 days (pcs.)	9.983 EUR (23)
Ø price 250 days Ø volume 250 days (pcs.)	8.871 EUR (9)
YTD High date	12.030 EUR (2024/01/11)
YTD Low date	8.530 EUR (2024/04/22)
52 Weeks High date	12.940 EUR (2023/12/28)
52 Weeks Low date	7.035 EUR (2023/07/03)

Arbitrage views

Exchange ⊕	Date	Time	Price	Trading volume (mio.)	Number of trades
Tradegate	2024/05/02	22:26	9.335 EUR	0.00	1
Stuttgart	2024/05/02	14:55	9.475 EUR	0.00	9
Nasdaq Stockholm	2024/05/02	17:29	108.70 SEK	9.09	679
Munich	2024/05/02	08:10	9.255 EUR	0.00	2
London Stock	2024/04/	17:36	111.80 SEK	0.56	1

Exchange	05					
Frankfurt	2024/05/02	15:29	9.435 EUR	0.00		4
Duesseldorf	2024/05/02	19:31	9.26 EUR	0.00		7
Berlin	2024/05/02	21:43	9.335 EUR	0.00		18

Company profile

Company Logo



Company Profile

-

Contact Details

CALLIDITAS THERAPEUTICS

--

Telefon: -

Fax: -

E-mail: -