

HARVEY NORMAN HOLDINGS LTD.

ISIN: **AU000000HVN7** WKN: **HVN**

Overview

2024/05/03 15:46:57

Price
2.89 USD

Difference  30.47% (0.68)

General attributes

ISIN	AU000000HVN7
Symbol	HVN
Exchange	FINRA other OTC Issues
Currency	USD
Sector	Commerce
Security type	Stock
Market cap (m)	3,683 EUR
Benchmark	ASX ALL ORDINARIES INDEX

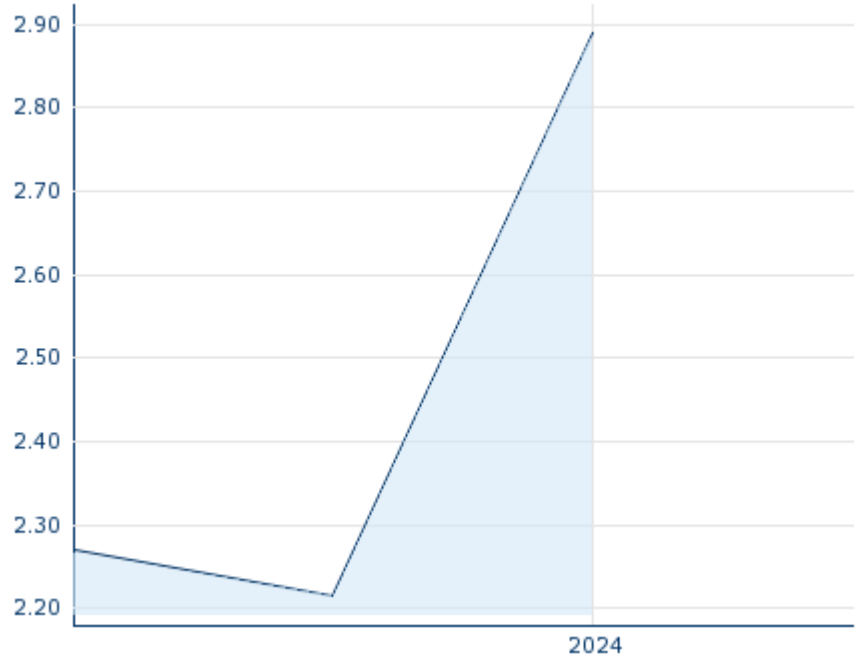
Market data

Bid (Bid size)	-
Ask (Ask size)	-
Open	2.89 USD
High	2.89 USD
Low	2.89 USD
Close (prev. day)	2.215 USD
VWAP	2.89 USD
Volume (pcs)	28,860
Trading volume	83,405.40
Number of trades	1
Last size	28,860

Futures and Options





Related Futures	-
Related Options	802

5y



Information about previous performance does not guarantee future performance.
Source: FactSet

Recent research

on sector			
Date		Headline	Download
2024/09/11		Global Equity Ratings	
2024/09/11		Aktienempfehlungen Global	
2024/09/05		Global Equity Ratings	
2024/09/05		Aktienempfehlungen Global	
2024/08/12		Global Equity Ratings	

Details

2024/05/03 15:46:57

Price

2.89 USD

Difference ▲ 30.47% (0.68)

General attributes

ISIN	AU000000HVN7
Symbol	HVN
Exchange	FINRA other OTC Issues
Currency	USD
Sector	Commerce
Security type	Stock
Market cap (m)	3,683 EUR
Benchmark	ASX ALL ORDINARIES INDEX

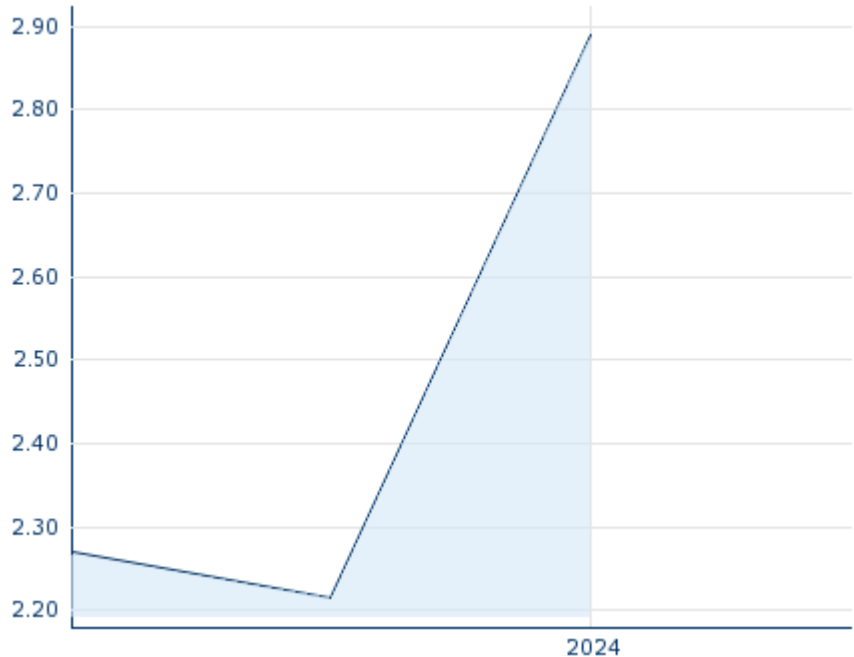
Market data

Bid (Bid size)	-
Ask (Ask size)	-
Open	2.89 USD
High	2.89 USD
Low	2.89 USD
Close (prev. day)	2.215 USD
VWAP	2.89 USD
Volume (pcs)	28,860
Trading volume	83,405.40
Number of trades	1
Last size	28,860

Performance and Risk

	6m	1y	3y
Perf (%)	-	-	-
Perf (abs.)	-	-	-
Beta	-	-	-
Volatility	-	19.62	17.55

5y



Information about previous performance does not guarantee future performance.
Source: FactSet

Price data

Ø price 5 days Ø volume 5 days (pcs.)	- USD (-)
Ø price 30 days Ø volume 30 days (pcs.)	- USD (-)
Ø price 100 days Ø volume 100 days (pcs.)	- USD (-)
Ø price 250 days Ø volume 250 days (pcs.)	2.46 USD (167)
YTD High date	- USD (-)
YTD Low date	- USD (-)
52 Weeks High date	2.89 USD (2024/05/03)
52 Weeks Low date	2.22 USD (2023/11/08)

Arbitrage views

Exchange	Date	Time	Price	Trading volume (mio.)	Number of trades
Stuttgart	2024/09/13	10:34	2.88 EUR	0.00	4
Munich	2024/09/13	08:03	2.88 EUR	0.00	2
Frankfurt	2024/09/13	08:02	2.88 EUR	0.00	2
FINRA other OTC Issues	2024/05/03	15:46	2.89 USD	0.08	1
Duesseldorf	2024/09/13	19:30	2.86 EUR	0.00	7

	13					
Australian Securities Exchange	2024/09/13	08:10	4.87 AUD	16.82		3,889

Company profile

Company Logo



Contact Details

HARVEY NORMAN HOLDINGS LTD.

--

A1 Richmond Road - 2140 HOMEBUSH WEST

Telefon: +61 (02) 9201 6111

Fax: +61 (02) 9201 6250

E-mail: -

Company Profile

-

Members of Management Board

Katie Page	Chairman of Managing Board
Chris Mentis	Member of Executive Committee
David Ackery	Member of Executive Committee
John Slack-Smith	Member of Executive Committee

Board of directors

Gerald Harvey	Chairman of Supervisory Board
Chris Mentis	Member of Supervisory Board
Christopher Brown	Member of Supervisory Board
David Ackery	Member of Supervisory Board
John Craven	Member of Supervisory Board
John Slack-Smith	Member of Supervisory Board
Kenneth Gunderson-Briggs	Member of Supervisory Board
Luisa Catanzaro	Member of Supervisory Board
Michael Harvey	Member of Supervisory Board