

# HARVEY NORMAN HOLDINGS LTD.

ISIN: **AU000000HVN7** WKN: **HVN**

## Overview

2024/05/03 15:46:57

**Price**  
2.89 USD

**Difference**  30.47% (0.68)

### General attributes

ISIN	AU000000HVN7
Symbol	HVN
Exchange	FINRA other OTC Issues
Currency	USD
Sector	Commerce
Security type	Stock
Market cap (m)	3,441 EUR
Benchmark	ASX ALL ORDINARIES INDEX

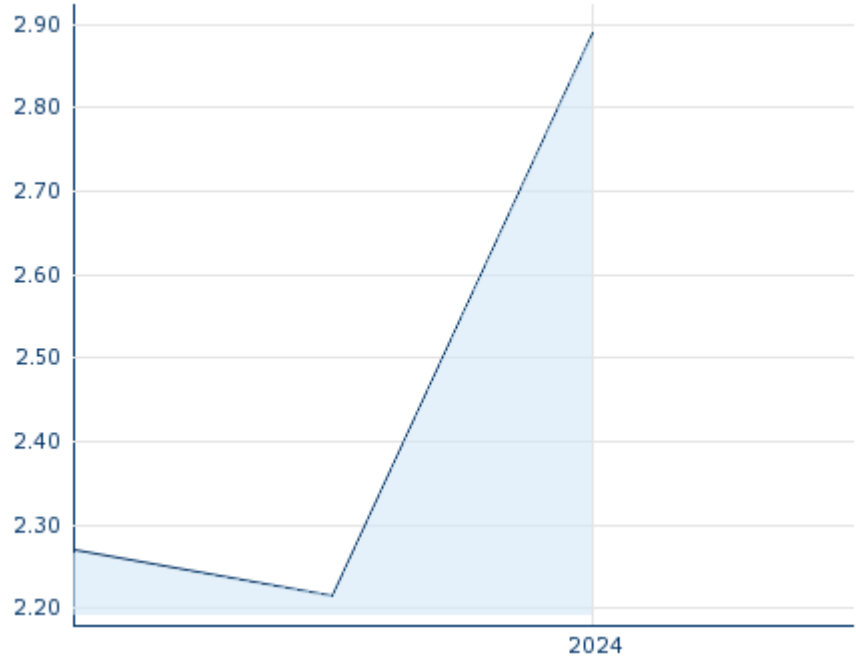
### Market data

Bid (Bid size)	-
Ask (Ask size)	-
Open	2.89 USD
High	2.89 USD
Low	2.89 USD
Close (prev. day)	2.215 USD
VWAP	2.89 USD
Volume (pcs)	28,860
Trading volume	83,405.40
Number of trades	1
Last size	28,860

### Futures and Options


Related Futures	-
Related Options	704

5y



Information about previous performance does not guarantee future performance.  
**Source:** FactSet

### Recent research

on sector			
Date		Headline	Download
2024/07/15		Aktienempfehlungen Global	
2024/07/12		Global Equity Ratings	
2024/06/21		Equity Weekly	
2024/06/21		Global Equity Ratings	
2024/06/21		Aktienempfehlungen Global	

## Details

2024/05/03 15:46:57

Price  
2.89 USDDifference ▲ 30.47% (0.68)

## General attributes

ISIN	AU000000HVN7
Symbol	HVN
Exchange	FINRA other OTC Issues
Currency	USD
Sector	Commerce
Security type	Stock
Market cap (m)	3,441 EUR
Benchmark	ASX ALL ORDINARIES INDEX

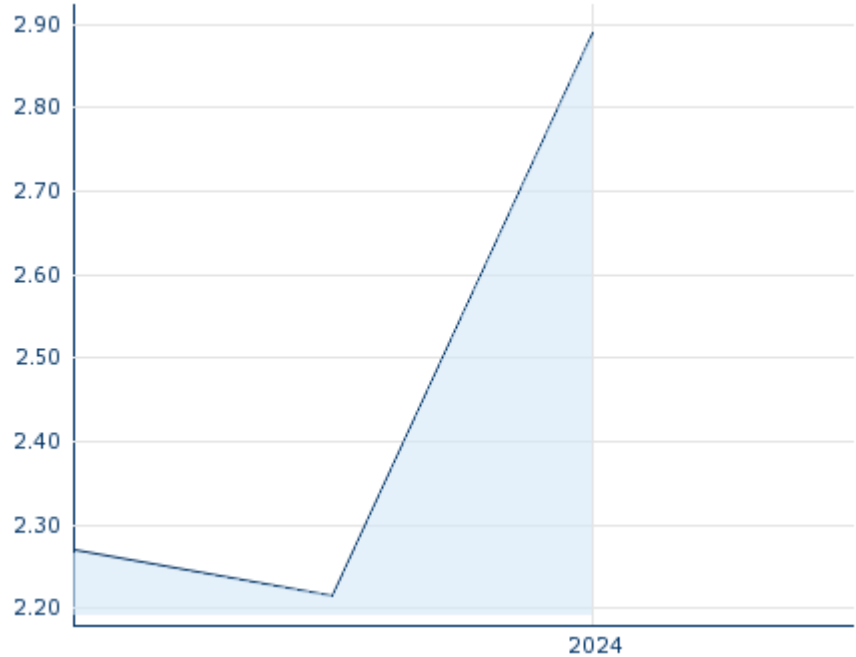
## Market data

Bid (Bid size)	-
Ask (Ask size)	-
Open	2.89 USD
High	2.89 USD
Low	2.89 USD
Close (prev. day)	2.215 USD
VWAP	2.89 USD
Volume (pcs)	28,860
Trading volume	83,405.40
Number of trades	1
Last size	28,860

## Performance and Risk

	6m	1y	3y
Perf (%)	-	-	-
Perf (abs.)	-	-	-
Beta	1.14	1.02	1.00
Volatility	-	19.62	17.55

5y



Information about previous performance does not guarantee future performance.  
Source: FactSet

## Price data

Ø price 5 days   Ø volume 5 days (pcs.)	- USD (-)
Ø price 30 days   Ø volume 30 days (pcs.)	- USD (-)
Ø price 100 days   Ø volume 100 days (pcs.)	- USD (-)
Ø price 250 days   Ø volume 250 days (pcs.)	2.46 USD (167)
YTD High   date	- USD (-)
YTD Low   date	- USD (-)
52 Weeks High   date	2.89 USD (2024/05/03)
52 Weeks Low   date	2.22 USD (2023/11/08)

## All listings for HARVEY NORMAN HOLDINGS LTD.

Exchange <span>📍</span>	Date	Time	Price	Trading volume (mio.)	Number of trades
Stuttgart	2024/07/18	08:08	2.70 EUR	0.00	3
Munich	2024/07/18	08:07	2.74 EUR	0.00	1
Frankfurt	2024/07/18	08:10	2.70 EUR	0.00	2
FINRA other OTC Issues	2024/05/03	15:46	2.89 USD	0.08	1
Duesseldorf	2024/07/18	19:30	2.68 EUR	0.00	6

	18						
Australian Securities Exchange	2024/07/18	08:10	4.49 AUD	5.62		2,730	

## Company profile

### Company Logo



### Contact Details

HARVEY NORMAN HOLDINGS LTD.

--

A1 Richmond Road - 2140 HOMEBUSH WEST

Telefon: +61 (02) 9201 6111

Fax: +61 (02) 9201 6250

E-mail: -

### Company Profile

-

#### Members of Management Board

Katie Page Chairman of Managing Board

Chris Mentis Member of Executive Committee

David Ackery Member of Executive Committee

John Slack-Smith Member of Executive Committee

#### Board of directors

Gerald Harvey Chairman of Supervisory Board

Chris Mentis Member of Supervisory Board

Christopher Brown Member of Supervisory Board

David Ackery Member of Supervisory Board

John Craven Member of Supervisory Board

John Slack-Smith Member of Supervisory Board

Kenneth Gunderson-Briggs Member of Supervisory Board

Luisa Catanzaro Member of Supervisory Board

Michael Harvey Member of Supervisory Board