

CHARTER HALL SOCIAL INFRASTRUCTURE REIT

ISIN: **AU0000030645** WKN: -

Overview












2018/10/09 15:35:21		5y	
Price	2.00 USD		
Difference		0.00% (0.00)	
General attributes			
ISIN	AU0000030645		
Symbol	CQE		
Exchange	FINRA other OTC Issues		
Currency	USD		
Sector	Other		
Security type	Stock		
Market cap (m)	641 EUR		
Benchmark	ASX ALL ORDINARIES INDEX		
Market data			
Bid (Bid size)	-		
Ask (Ask size)	-		
Open	2.00 USD		
High	2.00 USD		
Low	2.00 USD		
Close (prev. day)	2.00 USD		
VWAP	1.6566 USD		
Volume (pcs)	8,000		
Trading volume	16,000.00		
Number of trades	2		
Last size	8,000		
Futures and Options			
Related Futures	-		
Related Options	-		

Chart not available

Information about previous performance does not guarantee future performance.
Source: FactSet

Recent research			
on sector	Date	Headline	Download
	2024/09/13	 Equity Weekly	
	2024/09/11	 Global Equity Ratings	
	2024/09/11	 Aktienempfehlungen Global	
	2024/09/09	 Aktienempfehlungen Österreich	
	2024/09/06	 Equity Weekly	

Details

2018/10/09 15:35:21

Price
2.00 USD

Difference ↔ 0.00% (0.00)

General attributes

ISIN	AU0000030645
Symbol	CQE
Exchange	FINRA other OTC Issues
Currency	USD
Sector	Other
Security type	Stock
Market cap (m)	641 EUR
Benchmark	ASX ALL ORDINARIES INDEX

Market data

Bid (Bid size)	-
Ask (Ask size)	-
Open	2.00 USD
High	2.00 USD
Low	2.00 USD
Close (prev. day)	2.00 USD
VWAP	1.6566 USD
Volume (pcs)	8,000
Trading volume	16,000.00
Number of trades	2
Last size	8,000

Performance and Risk

	6m	1y	3y
Perf (%)	-	-	-
Perf (abs.)	-	-	-
Beta	-	-	-
Volatility	-	-	-

5y



Information about previous performance does not guarantee future performance.
Source: FactSet

Price data

Ø price 5 days Ø volume 5 days (pcs.)	- USD (-)
Ø price 30 days Ø volume 30 days (pcs.)	- USD (-)
Ø price 100 days Ø volume 100 days (pcs.)	- USD (-)
Ø price 250 days Ø volume 250 days (pcs.)	- USD (39)
YTD High date	- USD (-)
YTD Low date	- USD (-)
52 Weeks High date	- USD (-)
52 Weeks Low date	- USD (-)

Arbitrage views

Exchange ⊕	Date	Time	Price	Trading volume (mio.)	Number of trades
Tradegate	2024/09/17	22:02	1.7232 EUR	0.00	1
Stuttgart	2024/09/17	11:00	1.6736 EUR	0.00	4
Frankfurt	2024/09/17	17:15	1.677 EUR	0.00	4
FINRA other OTC Issues	2018/10/09	15:35	2.00 USD	0.02	2
Duesseldorf	2024/	19:30	1.6718 EUR	0.00	6

	09/17					
Berlin	2024/ 09/17	17:00	1.6868 EUR	0.00		5
Australian Securities Exchange	2024/ 09/17	08:10	2.83 AUD	2.17		2,350

Company profile

Company Logo



Company Profile

-

Contact Details

CHARTER HALL SOCIAL
INFRASTRUCTURE

--

Telefon: -

Fax: -

E-mail: -