

# CHARTER HALL SOCIAL INFRASTRUCTURE REIT

ISIN: **AU0000030645** WKN: -

## Overview












2018/10/09 15:35:21		5y	
<b>Price</b>	2.00 USD		
<b>Difference</b>		0.00% (0.00)	
<b>General attributes</b>			
ISIN	AU0000030645		
Symbol	CQE		
Exchange	FINRA other OTC Issues		
Currency	USD		
Sector	Other		
Security type	Stock		
Market cap (m)	570 EUR		
Benchmark	ASX ALL ORDINARIES INDEX		
<b>Market data</b>			
Bid (Bid size)	-		
Ask (Ask size)	-		
Open	2.00 USD		
High	2.00 USD		
Low	2.00 USD		
Close (prev. day)	2.00 USD		
VWAP	1.6566 USD		
Volume (pcs)	8,000		
Trading volume	16,000.00		
Number of trades	2		
Last size	8,000		
<b>Futures and Options</b>			
Related Futures	-		
Related Options	-		

Chart not available

Information about previous performance does not guarantee future performance.  
Source: FactSet

Recent research			
on sector	Date	Headline	Download
	2024/07/15	 Aktienempfehlungen Global	
	2024/07/12	 Global Equity Ratings	
	2024/07/09	 Aktienempfehlungen Österreich	
	2024/07/05	 Equity Weekly	
	2024/06/24	 Aktienempfehlungen Österreich	

## Details

2018/10/09 15:35:21

**Price**  
2.00 USD

**Difference** ➔ 0.00% (0.00)

### General attributes

ISIN	AU0000030645
Symbol	CQE
Exchange	FINRA other OTC Issues
Currency	USD
Sector	Other
Security type	Stock
Market cap (m)	570 EUR
Benchmark	ASX ALL ORDINARIES INDEX

### Market data

Bid (Bid size)	-
Ask (Ask size)	-
Open	2.00 USD
High	2.00 USD
Low	2.00 USD
Close (prev. day)	2.00 USD
VWAP	1.6566 USD
Volume (pcs)	8,000
Trading volume	16,000.00
Number of trades	2
Last size	8,000

### Performance and Risk

	6m	1y	3y
Perf (%)	-	-	-
Perf (abs.)	-	-	-
Beta	1.24	1.42	1.03
Volatility	-	-	-

5y



Information about previous performance does not guarantee future performance.  
Source: FactSet

### Price data

Ø price 5 days   Ø volume 5 days (pcs.)	- USD (-)
Ø price 30 days   Ø volume 30 days (pcs.)	- USD (-)
Ø price 100 days   Ø volume 100 days (pcs.)	- USD (-)
Ø price 250 days   Ø volume 250 days (pcs.)	- USD (39)
YTD High   date	- USD (-)
YTD Low   date	- USD (-)
52 Weeks High   date	- USD (-)
52 Weeks Low   date	- USD (-)

### All listings for CHARTER HALL SOCIAL INFRASTRUCTURE REIT

Exchange <span>⊕</span>	Date	Time	Price	Trading volume (mio.)	Number of trades
Tradegate	2024/07/17	22:02	1.5628 EUR	0.00	1
Stuttgart	2024/07/18	08:08	1.4994 EUR	0.00	1
Frankfurt	2024/07/18	17:15	1.493 EUR	0.00	2
FINRA other OTC Issues	2018/10/09	15:35	2.00 USD	0.02	2
Duesseldorf	2024/	16:00	1.5066 EUR	0.00	3

	07/18					
Berlin	2024/ 07/18	17:00	1.5122 EUR	0.00		3
Australian Securities Exchange	2024/ 07/18	08:10	2.49 AUD	1.73		3,510

## Company profile

### Company Logo



### Company Profile

-

### Contact Details

CHARTER HALL SOCIAL  
INFRASTRUCTURE

--

----

Telefon: -

Fax: -

E-mail: -