

## PUMA SE

ISIN: DE0006969603

WKN: 696960

## Overview

2024/07/26 19:32:28

Price

45.24 EUR

Difference  3.15% (1.38)

## General attributes

ISIN	DE0006969603
Symbol	PUM
Exchange	Duesseldorf
Currency	EUR
Sector	Consumer Products
Security type	Stock
Market cap (m)	6,794 EUR
Benchmark	GERMANY DAX

## Market data

Bid (Bid size)	-
Ask (Ask size)	-
Open	43.65 EUR
High	45.27 EUR
Low	43.65 EUR
Close (prev. day)	43.86 EUR
VWAP	-
Volume (pcs)	0
Trading volume	0.00
Number of trades	7
Last size	0

## Futures and Options

Related Futures	39
Related Options	-





5y



Information about previous performance does not guarantee future performance.

Source: FactSet

## Recent research

on sector		on market	
Date		Headline	Download
2024/07/26		Equity Weekly	
2024/07/24		Global Equity Ratings	
2024/07/24		Aktienempfehlungen Global	
2024/07/15		Aktienempfehlungen Global	
2024/07/12		Equity Weekly	

## Details

2024/07/26 19:32:28

## Price

45.24 EUR

Difference ▲ 3.15% (1.38)

## General attributes

ISIN	DE0006969603
Symbol	PUM
Exchange	Duesseldorf
Currency	EUR
Sector	Consumer Products
Security type	Stock
Market cap (m)	6,794 EUR
Benchmark	GERMANY DAX

## Market data

Bid (Bid size)	-
Ask (Ask size)	-
Open	43.65 EUR
High	45.27 EUR
Low	43.65 EUR
Close (prev. day)	43.86 EUR
VWAP	-
Volume (pcs)	0
Trading volume	0.00
Number of trades	7
Last size	0

## Performance and Risk

	6m	1y	3y
Perf (%)	+18.83%	-23.68%	-56.83%
Perf (abs.)	+7.17	-14.04	-59.56
Beta	1.04	0.95	1.25
Volatility	30.90	35.06	36.94

5y



Information about previous performance does not guarantee future performance.  
Source: FactSet

## Price data

Ø price 5 days   Ø volume 5 days (pcs.)	44.48 EUR (0)
Ø price 30 days   Ø volume 30 days (pcs.)	43.77 EUR (12)
Ø price 100 days   Ø volume 100 days (pcs.)	44.30 EUR (17)
Ø price 250 days   Ø volume 250 days (pcs.)	49.17 EUR (20)
YTD High   date	52.44 EUR (2024/05/16)
YTD Low   date	36.57 EUR (2024/02/01)
52 Weeks High   date	65.72 EUR (2023/08/10)
52 Weeks Low   date	36.57 EUR (2024/02/01)

## Arbitrage views

Exchange <span>⊕</span>	Date	Time	Price	Trading volume (mio.)	Number of trades
Xetra	2024/07/26	17:35	45.34 EUR	14.22	2,629
Vienna Stock Exchange	2024/07/26	15:30	45.17 EUR	0.00	4
Tradegate	2024/07/26	22:26	45.43 EUR	0.48	132
Stuttgart	2024/07/26	21:45	45.33 EUR	0.02	70
SIX Swiss Exchange	2023/	17:36	112.20 CHF	0.00	1

	08/21					
Munich	2024/ 07/26	16:15	45.26 EUR	0.02		3
London Stock Exchange European Trade Reporting	2024/ 07/26	17:30	45.415 EUR	0.00		2
Hanover	2024/ 07/26	08:16	43.67 EUR	0.00		3
Hamburg	2024/ 07/26	10:55	44.78 EUR	0.00		2
Frankfurt	2024/ 07/26	20:34	45.47 EUR	0.01		3
FINRA other OTC Issues	2024/ 07/25	16:43	48.122 USD	0.00		4
Euronext Milan MTF Trading After Hours	2024/ 07/25	18:02	42.44 EUR	0.00		1
Euronext Milan MTF Global Equity Market	2024/ 07/26	17:44	45.40 EUR	0.01		3
Duesseldorf	2024/ 07/26	19:32	45.24 EUR	0.00		7
Berlin	2024/ 07/26	08:02	43.70 EUR	0.00		3

## Company profile

### Company Logo



### Contact Details

PUMA SE

--

Puma Way 1 - 91074 Herzogenaurach

Telefon: +49-9132-81-0

Fax: +49-9132-81-2246

E-mail: [info@puma.com](mailto:info@puma.com)

### Company Profile

-

#### Members of Management Board

Arne Freundt     Chairman of Managing Board

Anne-Laure Descours     Member of Executive Committee

Hubert Hinterseher     Member of Executive Committee

Maria Valdes     Member of Executive Committee

#### Board of directors

Bernd Illig     Member of Supervisory Board

Fiona May Oly     Member of Supervisory Board

Harsh Saini     Member of Supervisory Board

Jean-Marc Duplaix     Member of Supervisory Board

Martin Köppel     Member of Supervisory Board

Roland Krüger     Member of Supervisory Board