

CALLIDITAS THERAPEUTICS AB CLASS B

ISIN: SE0010441584 WKN: -

Overview

2024/04/26 17:29:52

Price
103.70 SEKDifference  -0.38% (-0.40)

General attributes

ISIN	SE0010441584
Symbol	CALTX
Exchange	Nasdaq Stockholm
Currency	SEK
Sector	Chemical / Pharmaceutical / Health
Security type	Stock
Market cap (m)	528 EUR
Benchmark	OMX STOCKHOLM 30 INDEX

Market data

Bid (Bid size)	103.30 SEK (3,640)
Ask (Ask size)	103.70 SEK (200)
Open	104.70 SEK
High	106.60 SEK
Low	102.40 SEK
Close (prev. day)	104.10 SEK
VWAP	104.640335 SEK
Volume (pcs)	228,447
Trading volume	23,885,641.20
Number of trades	932
Last size	69








Futures and Options

Related Futures	0
Related Options	-



Information about previous performance does not guarantee future performance.
Source: FactSet

Recent research

on sector			
Date		Headline	Download
2024/04/26		Global Equity Ratings	
2024/04/26		Aktienempfehlungen Global	
2024/04/15		Aktienempfehlungen Österreich	
2024/04/03		Global Equity Ratings	
2024/04/03		Aktienempfehlungen Global	

Details

2024/04/26 17:29:52

Price

103.70 SEK

 Difference ▼ -0.38% (-0.40)

General attributes

ISIN	SE0010441584
Symbol	CALTX
Exchange	Nasdaq Stockholm
Currency	SEK
Sector	Chemical / Pharmaceutical / Health
Security type	Stock
Market cap (m)	528 EUR
Benchmark	OMX STOCKHOLM 30 INDEX

Market data

Bid (Bid size)	103.30 SEK (3,640)
Ask (Ask size)	103.70 SEK (200)
Open	104.70 SEK
High	106.60 SEK
Low	102.40 SEK
Close (prev. day)	104.10 SEK
VWAP	104.640335 SEK
Volume (pcs)	228,447
Trading volume	23,885,641.20
Number of trades	932
Last size	69

Performance and Risk

	6m	1y	3y
Perf (%)	+12.35%	-16.03%	-14.72%
Perf (abs.)	+11.40	-19.80	-17.90
Beta	0.66	0.77	0.81
Volatility	46.50	51.54	65.65



Information about previous performance does not guarantee future performance.
Source: FactSet

Price data

Ø price 5 days Ø volume 5 days (pcs.)	101.78 SEK (132,240)
Ø price 30 days Ø volume 30 days (pcs.)	108.85 SEK (145,260)
Ø price 100 days Ø volume 100 days (pcs.)	112.64 SEK (274,648)
Ø price 250 days Ø volume 250 days (pcs.)	102.51 SEK (272,864)
YTD High date	136.00 SEK (2024/01/12)
YTD Low date	93.65 SEK (2024/02/21)
52 Weeks High date	141.90 SEK (2023/12/27)
52 Weeks Low date	80.80 SEK (2023/11/07)

Arbitrage views

Exchange	Date	Time	Price	Trading volume (mio.)	Number of trades
Tradegate	2024/04/26	22:02	8.865 EUR	0.00	1
Stuttgart	2024/04/26	11:10	8.98 EUR	0.00	5
Nasdaq Stockholm	2024/04/26	17:29	103.70 SEK	23.89	932
Munich	2024/04/26	08:11	8.965 EUR	0.00	2
London Stock	2024/04/26	17:36	111.80 SEK	0.56	2

Exchange	05					
Frankfurt	2024/04/ 26	15:29	8.895 EUR	0.00		4
Duesseldorf	2024/04/ 26	19:32	8.78 EUR	0.00		7
Berlin	2024/04/ 26	21:43	8.865 EUR	0.00		18

Company profile

Company Logo



Company Profile

-

Contact Details

CALLIDITAS THERAPEUTICS

--

Telefon: -

Fax: -

E-mail: -