

VISA INC.

ISIN: US92826C8394

WKN: 92826C839

Overview

2024/07/26 21:32:24

Price

239.00 EUR

Difference  1.53% (3.60)

General attributes

| | |
|----------------|--------------|
| ISIN | US92826C8394 |
| Symbol | V |
| Exchange | Frankfurt |
| Currency | EUR |
| Sector | Financial |
| Security type | Stock |
| Market cap (m) | 376,398 EUR |
| Benchmark | S&P 500 |

Market data

| | |
|-------------------|---------------|
| Bid (Bid size) | - |
| Ask (Ask size) | - |
| Open | 234.15 EUR |
| High | 239.65 EUR |
| Low | 234.15 EUR |
| Close (prev. day) | 235.40 EUR |
| VWAP | 237.25758 EUR |
| Volume (pcs) | 930 |
| Trading volume | 220,649.55 |
| Number of trades | 23 |
| Last size | 50 |

Futures and Options

| | |
|-----------------|----|
| Related Futures | 15 |
| Related Options | - |











5y



Information about previous performance does not guarantee future performance.

Source: FactSet

Recent research

| on instrument | on sector | on market |
|---------------|---|---|
| Date | Headline | Download |
| 2024/07/24 |  Global Equity Ratings |  |
| 2024/07/24 |  Aktienempfehlungen Global |  |
| 2024/07/15 |  Aktienempfehlungen Global |  |
| 2024/07/12 |  Global Equity Ratings |  |
| 2024/06/21 |  Global Equity Ratings |  |

Details

2024/07/26 21:32:24

Price

239.00 EUR

Difference ▲ 1.53% (3.60)

General attributes

| | |
|----------------|--------------|
| ISIN | US92826C8394 |
| Symbol | V |
| Exchange | Frankfurt |
| Currency | EUR |
| Sector | Financial |
| Security type | Stock |
| Market cap (m) | 376,398 EUR |
| Benchmark | S&P 500 |

Market data

| | |
|-------------------|---------------|
| Bid (Bid size) | - |
| Ask (Ask size) | - |
| Open | 234.15 EUR |
| High | 239.65 EUR |
| Low | 234.15 EUR |
| Close (prev. day) | 235.40 EUR |
| VWAP | 237.25758 EUR |
| Volume (pcs) | 930 |
| Trading volume | 220,649.55 |
| Number of trades | 23 |
| Last size | 50 |

Performance and Risk

| | 6m | 1y | 3y |
|-------------|--------|---------|---------|
| Perf (%) | -3.38% | +11.71% | +13.14% |
| Perf (abs.) | -8.35 | +25.05 | +27.75 |
| Beta | 0.69 | 0.70 | 0.92 |
| Volatility | 16.43 | 15.14 | 22.20 |

5y



Information about previous performance does not guarantee future performance.
Source: FactSet

Price data

| | |
|---|-------------------------|
| Ø price 5 days Ø volume 5 days (pcs.) | 239.53 EUR (1,303) |
| Ø price 30 days Ø volume 30 days (pcs.) | 248.15 EUR (742) |
| Ø price 100 days Ø volume 100 days (pcs.) | 253.63 EUR (675) |
| Ø price 250 days Ø volume 250 days (pcs.) | 242.22 EUR (674) |
| YTD High date | 269.05 EUR (2024/03/22) |
| YTD Low date | 233.00 EUR (2024/07/25) |
| 52 Weeks High date | 269.05 EUR (2024/03/22) |
| 52 Weeks Low date | 212.55 EUR (2023/07/27) |

Arbitrage views

| Exchange ⊕ | Date | Time | Price | Trading volume (mio.) | Number of trades |
|-------------------------|------------|-------|------------|-----------------------|------------------|
| Xetra | 2024/07/26 | 17:36 | 238.30 EUR | 0.41 | 131 |
| Vienna Stock Exchange | 2024/07/26 | 17:32 | 238.45 EUR | 0.00 | 6 |
| Tradegate | 2024/07/26 | 22:26 | 239.05 EUR | 1.50 | 305 |
| Stuttgart | 2024/07/26 | 21:04 | 239.15 EUR | 0.08 | 11 |
| SIX Swiss Exchange | 2019/ | 17:35 | 179.50 CHF | 0.00 | 1 |

| | | | | | | |
|---|----------------|-------|------------|----------|--|---------|
| | 12/05 | | | | | |
| SIX Swiss Exchange | 2024/ 05/16 | 17:36 | 258.00 USD | 0.00 | | 1 |
| NYSE | 2024/ 07/26 | 22:00 | 259.46 USD | 1,831.69 | | 115,173 |
| Munich | 2024/ 07/26 | 08:02 | 234.70 EUR | 0.00 | | 1 |
| London Stock Exchange | 2024/ 07/26 | 17:35 | 220.00 USD | 0.05 | | 41 |
| Hanover | 2024/ 07/26 | 08:01 | 234.15 EUR | 0.00 | | 3 |
| Hamburg | 2024/ 07/26 | 08:01 | 234.15 EUR | 0.00 | | 1 |
| Frankfurt | 2024/ 07/26 | 21:32 | 239.00 EUR | 0.22 | | 23 |
| Euronext Milan MTF Trading After Hours | 2024/ 07/11 | 18:04 | 241.20 EUR | 0.00 | | 1 |
| Euronext Milan MTF Global Equity Market | 2024/ 07/26 | 17:44 | 238.90 EUR | 0.02 | | 6 |
| Duesseldorf | 2024/ 07/26 | 19:30 | 240.00 EUR | 0.00 | | 4 |
| Berlin | 2024/ 07/26 | 08:02 | 234.15 EUR | 0.00 | | 1 |

Company profile

Company Logo



Contact Details

VISA INC.

--

PO Box 8999 - 94128-8999 San Francisco

Telefon: +1-650-432-3200

Fax: +

E-mail: -

Company Profile

-

Members of Management Board

John Lundgren Chairman of Board of Directors

Denise Morrison Member of Board of Directors

Francisco Javier Fernández-Carbajal Member of Board of Directors

Kermit Crawford Member of Board of Directors

Linda Rendle Member of Board of Directors

Lloyd Carney Member of Board of Directors

Maynard Webb Member of Board of Directors

Pamela Murphy Member of Board of Directors

Ramon Laguarta Member of Board of Directors

Teri List-Stoll Member of Board of Directors

Ryan McInerney Chairman of Managing Board

Antony Cahill Member of Executive Committee

Charlotte Hogg Member of Executive Committee

Chris Suh Member of Executive Committee

Christopher T. Newkirk Member of Executive Committee

Frank Cooper III Member of Executive Committee

Jack Forestell Member of Executive Committee

Julie B. Rottenberg Member of Executive Committee

Kelly Mahon Tullier Member of Executive Committee

Michelle Gethers-Clark Member of Executive Committee

| | |
|----------------|-------------------------------|
| Oliver Jenkyn | Member of Executive Committee |
| Paul D. Fabara | Member of Executive Committee |
| Rajat Taneja | Member of Executive Committee |