

## MERCARI INC NPV

ISIN: JP3921290007 WKN: 438500

## Overview

2024/04/26 08:00:00

Price  
1,779.50 JPYDifference  -0.22% (-4.00)

## General attributes

ISIN	JP3921290007
Symbol	4385
Exchange	Tokyo Stock Exchange
Currency	JPY
Sector	-
Security type	Stock
Market cap (m)	1,719 EUR
Benchmark	NIKKEI 225

## Market data

Bid (Bid size)	1,776.50 JPY (700)
Ask (Ask size)	1,779.50 JPY (2,800)
Open	1,783.00 JPY
High	1,795.50 JPY
Low	1,761.50 JPY
Close (prev. day)	1,783.50 JPY
VWAP	1,775.7062 JPY
Volume (pcs)	2,659,800
Trading volume	47,230,234.50
Number of trades	6,138
Last size	457,100

## Futures and Options

Related Futures	-
Related Options	-










5y



Information about previous performance does not guarantee future performance.  
Source: FactSet

## Recent research

on market

Date	Headline	Download
2024/02/22	 Aktienempfehlungen Global	
2024/02/22	 Global Equity Ratings	
2023/10/27	 Global Equity Ratings	
2023/10/27	 Aktienempfehlungen Global	
2023/09/29	 Global Equity Ratings	

## Details

2024/04/26 08:00:00

## Price

1,779.50 JPY

Difference ▼ -0.22% (-4.00)

## General attributes

ISIN	JP3921290007
Symbol	4385
Exchange	Tokyo Stock Exchange
Currency	JPY
Sector	-
Security type	Stock
Market cap (m)	1,719 EUR
Benchmark	NIKKEI 225

## Market data

Bid (Bid size)	1,776.50 JPY (700)
Ask (Ask size)	1,779.50 JPY (2,800)
Open	1,783.00 JPY
High	1,795.50 JPY
Low	1,761.50 JPY
Close (prev. day)	1,783.50 JPY
VWAP	1,775.7062 JPY
Volume (pcs)	2,659,800
Trading volume	47,230,234.50
Number of trades	6,138
Last size	457,100

## Performance and Risk

	6m	1y	3y
Perf (%)	-39.85%	-21.61%	-66.74%
Perf (abs.)	-1,179.00	-490.50	-3,570.50
Beta	0.84	1.02	1.31
Volatility	37.95	40.23	51.49

5y



Information about previous performance does not guarantee future performance.  
Source: FactSet

## Price data

Ø price 5 days   Ø volume 5 days (pcs.)	1,779.70 JPY (3,456,900)
Ø price 30 days   Ø volume 30 days (pcs.)	1,860.85 JPY (3,975,843)
Ø price 100 days   Ø volume 100 days (pcs.)	2,236.32 JPY (4,208,681)
Ø price 250 days   Ø volume 250 days (pcs.)	2,776.07 JPY (5,055,795)
YTD High   date	2,583.00 JPY (2024/01/12)
YTD Low   date	1,700.50 JPY (2024/04/19)
52 Weeks High   date	3,755.00 JPY (2023/08/02)
52 Weeks Low   date	1,700.50 JPY (2024/04/19)

## All listings for MERCARI INC NPV

Exchange	Date	Time	Price	Trading volume (mio.)	Number of trades
Tokyo Stock Exchange	2024/04/26	08:00	1,779.50 JPY	47.23	6,138
Munich	2024/04/29	08:09	10.60 EUR	0.00	1
Frankfurt	2024/04/29	17:15	9.95 EUR	0.00	4
FINRA other OTC Issues	2024/02/14	15:30	14.65 USD	0.00	2
Duesseldorf	2024/04/29	19:30	9.95 EUR	0.00	5



## Company profile

### Company Logo

#### Contact Details

MERCARI INC

--

----

Telefon: -

Fax: -

E-mail: -

### Company Profile

-