

ARION BANK SDR EACH REP 1 ISK1

ISIN: SE0010413567 WKN: -

Overview

2024/09/13 18:00:00

Price

10.25 SEK

Difference  -2.84% (-0.30)

General attributes

ISIN	SE0010413567
Symbol	ARION SDB
Exchange	Nasdaq Stockholm
Currency	SEK
Sector	Financial
Security type	Stock
Market cap (m)	1,410 EUR
Benchmark	MSCI WORLD INDEX (STRD, UHD)

Market data

Bid (Bid size)	10.25 SEK (4,867)
Ask (Ask size)	10.30 SEK (5)
Open	10.45 SEK
High	10.45 SEK
Low	10.20 SEK
Close (prev. day)	10.55 SEK
VWAP	10.2819 SEK
Volume (pcs)	31,905
Trading volume	328,043.50
Number of trades	65
Last size	-

Futures and Options




Related Futures	-
Related Options	-

5y



Information about previous performance does not guarantee future performance.
Source: FactSet

Recent research

on sector			
Date		Headline	Download
2024/09/11		Global Equity Ratings	
2024/09/11		Aktienempfehlungen Global	
2024/09/09		Aktienempfehlungen Österreich	
2024/09/06		Equity Weekly	
2024/09/05		Global Equity Ratings	

Details

2024/09/13 18:00:00

Price

10.25 SEK

Difference ▼ -2.84% (-0.30)

General attributes

ISIN	SE0010413567
Symbol	ARION SDB
Exchange	Nasdaq Stockholm
Currency	SEK
Sector	Financial
Security type	Stock
Market cap (m)	1,410 EUR
Benchmark	MSCI WORLD INDEX (STRD, UHD)

Market data

Bid (Bid size)	10.25 SEK (4,867)
Ask (Ask size)	10.30 SEK (5)
Open	10.45 SEK
High	10.45 SEK
Low	10.20 SEK
Close (prev. day)	10.55 SEK
VWAP	10.2819 SEK
Volume (pcs)	31,905
Trading volume	328,043.50
Number of trades	65
Last size	-

Performance and Risk

	6m	1y	3y
Perf (%)	-14.58%	-10.40%	-10.40%
Perf (abs.)	-1.75	-1.19	-1.19
Beta	-	-	-
Volatility	20.54	24.39	27.02

5y



Information about previous performance does not guarantee future performance.
Source: FactSet

Price data

Ø price 5 days Ø volume 5 days (pcs.)	10.55 SEK (52,977)
Ø price 30 days Ø volume 30 days (pcs.)	10.36 SEK (21,322)
Ø price 100 days Ø volume 100 days (pcs.)	10.37 SEK (26,457)
Ø price 250 days Ø volume 250 days (pcs.)	10.75 SEK (28,723)
YTD High date	13.22 SEK (2024/01/24)
YTD Low date	9.80 SEK (2024/06/28)
52 Weeks High date	13.22 SEK (2024/01/24)
52 Weeks Low date	9.44 SEK (2023/11/13)

All listings for ARION BANK SDR EACH REP 1 ISK1

Exchange	Date	Time	Price	Trading volume (mio.)	Number of trades
Nasdaq Stockholm	2024/09/13	18:00	10.25 SEK	0.33	65
London Stock Exchange	2023/07/28	13:46	11.70 SEK	0.09	1
Frankfurt	2024/09/13	15:29	0.858 EUR	0.00	5
FINRA other OTC Issues	-	-	-	0.00	-

Company profile

Company Logo



Company Profile

-

Contact Details

ARION BANK

--

Telefon: -

Fax: -

E-mail: -