

ADYEN NV

ISIN: NL0012969182 WKN: -

Overview

2024/07/26 19:22:41

Price
1,086.80 EURDifference  3.64% (38.20)

General attributes

ISIN	NL0012969182
Symbol	ADYEN
Exchange	Munich
Currency	EUR
Sector	Technology
Security type	Stock
Market cap (m)	33,653 EUR
Benchmark	AMSTERDAM EXCHANGES INDEX

Market data

Bid (Bid size)	-
Ask (Ask size)	-
Open	1,053.40 EUR
High	1,086.80 EUR
Low	1,049.80 EUR
Close (prev. day)	1,048.60 EUR
VWAP	1,074.46667 EUR
Volume (pcs)	15
Trading volume	16,117.00
Number of trades	3
Last size	10

Futures and Options











Related Futures	39
Related Options	-

5y



Information about previous performance does not guarantee future performance.
Source: FactSet

Recent research

on sector		on market	
Date		Headline	Download
2024/07/26		Equity Weekly	
2024/07/24		Global Equity Ratings	
2024/07/24		Aktienempfehlungen Global	
2024/07/15		Aktienempfehlungen Global	
2024/07/12		Global Equity Ratings	

Details

2024/07/26 19:22:41

Price

1,086.80 EUR

Difference ▲ 3.64% (38.20)

General attributes

ISIN	NL0012969182
Symbol	ADYEN
Exchange	Munich
Currency	EUR
Sector	Technology
Security type	Stock
Market cap (m)	33,653 EUR
Benchmark	AMSTERDAM EXCHANGES INDEX

Market data

Bid (Bid size)	-
Ask (Ask size)	-
Open	1,053.40 EUR
High	1,086.80 EUR
Low	1,049.80 EUR
Close (prev. day)	1,048.60 EUR
VWAP	1,074.46667 EUR
Volume (pcs)	15
Trading volume	16,117.00
Number of trades	3
Last size	10

Performance and Risk

	6m	1y	3y
Perf (%)	-4.97%	-30.09%	-52.41%
Perf (abs.)	-56.80	-467.80	-1,196.70
Beta	2.42	3.57	2.08
Volatility	46.46	69.53	57.92

5y



Information about previous performance does not guarantee future performance.
Source: FactSet

Price data

Ø price 5 days Ø volume 5 days (pcs.)	1,100.40 EUR (10)
Ø price 30 days Ø volume 30 days (pcs.)	1,135.35 EUR (5)
Ø price 100 days Ø volume 100 days (pcs.)	1,276.82 EUR (10)
Ø price 250 days Ø volume 250 days (pcs.)	1,132.24 EUR (39)
YTD High date	1,588.40 EUR (2024/04/02)
YTD Low date	1,048.60 EUR (2024/07/25)
52 Weeks High date	1,689.60 EUR (2023/07/31)
52 Weeks Low date	628.80 EUR (2023/09/22)

All listings for ADYEN NV

Exchange 📍	Date	Time	Price	Trading volume (mio.)	Number of trades
Xetra	2024/07/26	17:35	1,077.80 EUR	0.03	7
Vienna Stock Exchange	2024/07/26	15:30	1,077.20 EUR	0.00	4
Tradegate	2024/07/26	22:26	1,088.20 EUR	0.63	171
Stuttgart	2024/07/26	17:15	1,078.60 EUR	0.01	11

SIX Swiss Exchange	2022/ 03/28	17:36	770.00 CHF	0.00	1
Munich	2024/ 07/26	19:22	1,086.80 EUR	0.02	3
London Stock Exchange European Trade Reporting	2024/ 07/26	17:30	1,072.20 EUR	0.00	7
Hanover	2024/ 07/26	08:10	1,055.40 EUR	0.00	3
Hamburg	2024/ 07/26	08:01	1,053.00 EUR	0.00	1
Frankfurt	2024/ 07/26	15:29	1,078.00 EUR	0.02	3
FINRA other OTC Issues	2024/ 07/26	19:35	1,203.00 USD	0.04	6
Euronext Milan MTF Trading After Hours	-	-	-	0.00	-
Euronext Amsterdam	2024/ 07/26	17:35	1,083.60 EUR	59.14	8,388
Duesseldorf	2024/ 07/26	19:31	1,081.40 EUR	0.00	7
Berlin	2024/ 07/26	21:52	1,123.80 EUR	0.00	16

Company profile

Company Logo



Contact Details

ADYEN NV

--

Simon Carmiggelstraat 6-50 - 1011 DJ
Amsterdam

Telefon: +

Fax: +

E-mail: -

Company Profile

-

Members of Management Board

Pieter van der Does Chairman of Managing Board

Alexander Matthey Member of Executive Committee

Ingo Uytdehaage Member of Executive Committee

Kamran Zaki Member of Executive Committee

Mariëtte Swart Member of Executive Committee

Roelant Prins Member of Executive Committee

Board of directors

Piero S. Overmars Chairman of Supervisory Board

Caoimhe Keogan Member of Supervisory Board

Delfin Rueda Arroyo Member of Supervisory Board

Joep A. J. van Beurden Member of Supervisory Board

Pamela Joseph Member of Supervisory Board