

ADYEN NV

ISIN:

NL0012969182

WKN: -

Overview

2022/09/26 08:02:06

Price

1,255.80 EUR

Difference  -1.69% (-21.60)

General attributes

ISIN	NL0012969182
Symbol	ADYEN
Exchange	Munich
Currency	EUR
Sector	Software
Security type	Stock
Market cap (m)	39,193 EUR
Benchmark	AMSTERDAM EXCHANGES INDEX

Market data

Bid (Bid size)	1,240.40 EUR (10)
Ask (Ask size)	1,245.60 EUR (10)
Open	1,255.80 EUR
High	1,255.80 EUR
Low	1,255.80 EUR
Close (prev. day)	1,277.40 EUR
VWAP	1,287.40 EUR
Volume (pcs)	0
Trading volume	0.00
Number of trades	1
Last size	0

Futures and Options

Related Futures	23
Related Options	-









5y



Information about previous performance does not guarantee future performance.

Source: FactSet

Recent research

on sector		on market	
Date		Headline	Download
2022/09/19		Aktienempfehlungen Österreich	
2022/09/05		Aktienempfehlungen Österreich	
2022/09/01		Global Equity Ratings	
2022/09/01		Aktienempfehlungen Global	
2022/08/25		Global Equity Ratings	

Details

2022/09/26 08:02:06

Price

1,255.80 EUR

Difference ▼ -1.69% (-21.60)

General attributes

ISIN	NL0012969182
Symbol	ADYEN
Exchange	Munich
Currency	EUR
Sector	Software
Security type	Stock
Market cap (m)	39,193 EUR
Benchmark	AMSTERDAM EXCHANGES INDEX

Market data

Bid (Bid size)	1,240.40 EUR (10)
Ask (Ask size)	1,245.60 EUR (10)
Open	1,255.80 EUR
High	1,255.80 EUR
Low	1,255.80 EUR
Close (prev. day)	1,277.40 EUR
VWAP	1,287.40 EUR
Volume (pcs)	0
Trading volume	0.00
Number of trades	1
Last size	0

Performance and Risk

	6m	1y	3y
Perf (%)	-31.57%	-54.03%	+104.06%
Perf (abs.)	-589.40	-1,501.60	+651.40
Beta	1.68	1.77	1.05
Volatility	53.18	57.73	45.82

5y



Information about previous performance does not guarantee future performance.
Source: FactSet

Price data

Ø price 5 days Ø volume 5 days (pcs.)	1,293.44 EUR (6)
Ø price 30 days Ø volume 30 days (pcs.)	1,526.02 EUR (8)
Ø price 100 days Ø volume 100 days (pcs.)	1,500.57 EUR (6)
Ø price 250 days Ø volume 250 days (pcs.)	1,847.49 EUR (8)
YTD High date	2,377.00 EUR (2022/01/04)
YTD Low date	1,155.80 EUR (2022/06/16)
52 Weeks High date	2,760.50 EUR (2021/09/24)
52 Weeks Low date	1,155.80 EUR (2022/06/16)

Arbitrage views

Exchange <input type="checkbox"/>	Date	Time	Price	Trading volume (mio.)	Number of trades
Xetra	2022/09/23	17:35	1,274.00 EUR	0.22	36
Vienna Stock Exchange	2022/09/23	17:32	1,268.60 EUR	0.00	3
Tradegate	2022/09/26	08:45	1,240.20 EUR	0.02	7
Stuttgart	2022/09/23	17:15	1,270.00 EUR	0.00	8

SIX Swiss Exchange	2022/ 03/28	17:36	770.00 CHF	0.00	1
Munich	2022/ 09/26	08:02	1,255.80 EUR	0.00	1
London Stock Exchange European Trade Reporting	2022/ 09/23	17:30	1,272.80 EUR	0.07	4
Hanover	2022/ 09/26	08:15	1,240.20 EUR	0.00	1
Hamburg	2022/ 09/26	08:15	1,240.20 EUR	0.00	1
Frankfurt	2022/ 09/23	17:03	1,264.60 EUR	0.01	3
FINRA other OTC Issues	2022/ 09/23	21:36	1,290.99 USD	0.04	8
Euronext Amsterdam	2022/ 09/23	17:37	1,265.40 EUR	116.03	16,766
Duesseldorf	2022/ 09/26	08:31	1,240.20 EUR	0.00	1
Berlin	2022/ 09/26	08:11	1,238.60 EUR	0.01	1

Company profile

Company Logo



Contact Details

ADYEN NV

--

Simon Carmiggelstraat 6-50 - 1011 DJ
Amsterdam

Telefon: 31-85-888-8138

Fax: -

E-mail: -

Company Profile

-

Board of directors

Piero S. Overmars	Chairman of Supervisory Board
Caoimhe Keogan	Member of Supervisory Board
Delfin Rueda Arroyo	Member of Supervisory Board
Joep A. J. van Beurden	Member of Supervisory Board
Pamela Joseph	Member of Supervisory Board