

NETCOMPANY GROUP A/S

ISIN: **DK0060952919** WKN: -

Overview

2024/07/12 17:15:50

Price

39.06 EUR

Difference  0.51% (0.20)

General attributes

ISIN	DK0060952919
Symbol	NETC
Exchange	Frankfurt
Currency	EUR
Sector	IT-Technology
Security type	Stock
Market cap (m)	1,956 EUR
Benchmark	OMX COPENHAGEN 20

Market data

Bid (Bid size)	-
Ask (Ask size)	-
Open	38.88 EUR
High	39.06 EUR
Low	38.78 EUR
Close (prev. day)	38.86 EUR
VWAP	39.68 EUR
Volume (pcs)	0
Trading volume	0.00
Number of trades	8
Last size	0

Futures and Options

Related Futures	-
Related Options	-





5y



Information about previous performance does not guarantee future performance.

Source: FactSet

Recent research

on sector			
Date		Headline	Download
2024/07/12		Global Equity Ratings	
2024/07/12		Aktienempfehlungen Global	
2024/07/09		Aktienempfehlungen Österreich	
2024/07/05		Equity Weekly	
2024/06/24		Aktienempfehlungen Österreich	

Details

2024/07/12 17:15:50

Price

39.06 EUR

Difference ▲ 0.51% (0.20)

General attributes

ISIN	DK0060952919
Symbol	NETC
Exchange	Frankfurt
Currency	EUR
Sector	IT-Technology
Security type	Stock
Market cap (m)	1,956 EUR
Benchmark	OMX COPENHAGEN 20

Market data

Bid (Bid size)	-
Ask (Ask size)	-
Open	38.88 EUR
High	39.06 EUR
Low	38.78 EUR
Close (prev. day)	38.86 EUR
VWAP	39.68 EUR
Volume (pcs)	0
Trading volume	0.00
Number of trades	8
Last size	0

Performance and Risk

	6m	1y	3y
Perf (%)	+31.43%	-0.84%	-62.66%
Perf (abs.)	+9.34	-0.33	-65.54
Beta	0.24	0.05	0.72
Volatility	34.91	35.05	44.49

5y



Information about previous performance does not guarantee future performance.

Source: FactSet

Price data

Ø price 5 days Ø volume 5 days (pcs.)	39.08 EUR (50)
Ø price 30 days Ø volume 30 days (pcs.)	41.24 EUR (75)
Ø price 100 days Ø volume 100 days (pcs.)	39.35 EUR (34)
Ø price 250 days Ø volume 250 days (pcs.)	36.13 EUR (19)
YTD High date	44.84 EUR (2024/06/13)
YTD Low date	29.25 EUR (2024/01/08)
52 Weeks High date	44.84 EUR (2024/06/13)
52 Weeks Low date	26.74 EUR (2023/11/08)

All listings for NETCOMPANY GROUP A/S

Exchange ⊕	Date	Time	Price	Trading volume (mio.)	Number of trades
Tradegate	2024/07/12	22:26	39.02 EUR	0.00	1
Stuttgart	2024/07/12	16:28	38.98 EUR	0.00	10
Nasdaq Copenhagen	2024/07/12	17:20	292.20 DKK	12.98	571
Munich	2024/07/12	08:03	38.98 EUR	0.00	1
London Stock Exchange	2024/	16:55	290.40 DKK	0.00	2

European Trade Reporting	07/12					
Frankfurt	2024/ 07/12	17:15	39.06 EUR	0.00		8
FINRA other OTC Issues	2023/ 11/02	17:01	29.00 USD	0.00		1
Duesseldorf	2024/ 07/12	19:30	38.92 EUR	0.00		6
Berlin	2024/ 07/12	21:43	39.06 EUR	0.00		19

Company profile

Company Logo

netcompany

Company Profile

-

Contact Details

NETCOMPANY GROUP

--

Telefon: -

Fax: -

E-mail: -