

## KWS SAAT SE &amp; CO. KGAA

ISIN: DE0007074007 WKN: 707400

## Overview

2024/05/03 10:54:00

Price  
54.40 EURDifference  7.09% (3.60)

## General attributes

ISIN	DE0007074007
Symbol	KWS
Exchange	Hanover
Currency	EUR
Sector	Commerce
Security type	Stock
Market cap (m)	1,812 EUR
Benchmark	GERMANY DAX

## Market data

Bid (Bid size)	-
Ask (Ask size)	-
Open	52.60 EUR
High	54.40 EUR
Low	52.60 EUR
Close (prev. day)	50.80 EUR
VWAP	-
Volume (pcs)	90
Trading volume	4,896.00
Number of trades	2
Last size	90

## Futures and Options











Related Futures	-
Related Options	-

5y



Information about previous performance does not guarantee future performance.  
Source: FactSet

## Recent research

on sector		on market	
Date		Headline	Download
2024/04/26		Global Equity Ratings	
2024/04/26		Aktienempfehlungen Global	
2024/04/03		Global Equity Ratings	
2024/04/03		Aktienempfehlungen Global	
2024/03/13		Global Equity Ratings	

## Details

2024/05/03 10:54:00

## Price

54.40 EUR

Difference ▲ 7.09% (3.60)

## General attributes

ISIN	DE0007074007
Symbol	KWS
Exchange	Hanover
Currency	EUR
Sector	Commerce
Security type	Stock
Market cap (m)	1,812 EUR
Benchmark	GERMANY DAX

## Market data

Bid (Bid size)	-
Ask (Ask size)	-
Open	52.60 EUR
High	54.40 EUR
Low	52.60 EUR
Close (prev. day)	50.80 EUR
VWAP	-
Volume (pcs)	90
Trading volume	4,896.00
Number of trades	2
Last size	90

## Performance and Risk

	6m	1y	3y
Perf (%)	+1.12%	-8.72%	-26.29%
Perf (abs.)	+0.60	-5.20	-19.40
Beta	0.32	0.46	0.64
Volatility	26.36	24.03	24.37

5y



Information about previous performance does not guarantee future performance.  
Source: FactSet

## Price data

Ø price 5 days   Ø volume 5 days (pcs.)	50.03 EUR (22)
Ø price 30 days   Ø volume 30 days (pcs.)	48.72 EUR (21)
Ø price 100 days   Ø volume 100 days (pcs.)	49.68 EUR (12)
Ø price 250 days   Ø volume 250 days (pcs.)	52.85 EUR (18)
YTD High   date	54.40 EUR (2024/05/03)
YTD Low   date	45.70 EUR (2024/03/05)
52 Weeks High   date	61.70 EUR (2023/05/05)
52 Weeks Low   date	45.70 EUR (2024/03/05)

## Arbitrage views

Exchange <span>⊕</span>	Date	Time	Price	Trading volume (mio.)	Number of trades
Xetra	2024/05/03	17:40	54.90 EUR	1.22	289
Vienna Stock Exchange	2024/05/03	17:32	55.10 EUR	0.00	2
Tradegate	2024/05/03	22:26	55.30 EUR	0.45	143
Stuttgart	2024/05/03	21:49	55.40 EUR	0.10	79
SIX Swiss Exchange	2019/	17:30	69.20 CHF	0.02	3

	03/29						
Munich	2024/ 05/03	08:02	52.60	EUR	0.00		2
London Stock Exchange European Trade Reporting	2024/ 05/03	17:30	55.15	EUR	0.00		2
Hanover	2024/ 05/03	10:54	54.40	EUR	0.00		2
Hamburg	2024/ 05/03	10:02	54.10	EUR	0.00		2
Frankfurt	2024/ 05/03	17:28	54.90	EUR	0.02		5
FINRA other OTC Issues	2024/ 02/16	21:24	50.45	USD	0.00		1
Duesseldorf	2024/ 05/03	19:32	54.60	EUR	0.01		6
Berlin	2024/ 05/03	13:05	54.60	EUR	0.01		2

## Company profile

### Company Logo



### Contact Details

KWS SAAT SE & CO. KGAA

--

Grimsehlstrasse 31 - 37555 Einbeck

Telefon: +49-5561-311-0

Fax: +49-5561-311-322

E-mail: -

### Company Profile

-

### Members of Management Board

Felix Büchting Member of Executive Committee

Peter Hofmann Member of Executive Committee

Eva Kienle Member of Executive Committee

Nicolás Wielandt Member of Executive Committee

### Board of directors

Andreas J. Büchting Member of Supervisory Board

Marie Theres Schnell Member of Supervisory Board

Stefan W. Hell Member of Supervisory Board

Christine Coenen Member of Supervisory Board

Eric Gombert Member of Supervisory Board

Victor Waldemar Balli Member of Supervisory Board