

KWS SAAT SE & CO. KGAA

ISIN: **DE0007074007** WKN:
707400

Overview

2022/10/06 08:03:49

Price
58.00 EUR

Difference  **-0.51%** (-0.30)

General attributes

ISIN	DE0007074007
Symbol	KWS
Exchange	Berlin
Currency	EUR
Sector	Other
Security type	Stock
Market cap (m)	1,871 EUR
Benchmark	GERMANY DAX

Market data

Bid (Bid size)	-
Ask (Ask size)	-
Open	58.00 EUR
High	58.00 EUR
Low	58.00 EUR
Close (prev. day)	58.30 EUR
VWAP	-
Volume (pcs)	0
Trading volume	0.00
Number of trades	1
Last size	0

Futures and Options











Related Futures	-
Related Options	-

5y



Information about previous performance does not guarantee future performance.
Source: FactSet

Recent research

on sector		on market	
Date		Headline	Download
2022/10/05		Global Equity Ratings	
2022/10/05		Aktienempfehlungen Global	
2022/09/30		Equity Weekly	
2022/09/26		Global Equity Ratings	
2022/09/26		Aktienempfehlungen Global	

Details

2022/10/06 08:03:49

Price

58.00 EUR

Difference  -0.51% (-0.30)

General attributes

ISIN	DE0007074007
Symbol	KWS
Exchange	Berlin
Currency	EUR
Sector	Other
Security type	Stock
Market cap (m)	1,871 EUR
Benchmark	GERMANY DAX

Market data

Bid (Bid size)	-
Ask (Ask size)	-
Open	58.00 EUR
High	58.00 EUR
Low	58.00 EUR
Close (prev. day)	58.30 EUR
VWAP	-
Volume (pcs)	0
Trading volume	0.00
Number of trades	1
Last size	0

Performance and Risk

	6m	1y	3y
Perf (%)	-12.65%	-15.82%	-3.81%
Perf (abs.)	-8.40	-10.90	-2.30
Beta	0.63	0.73	0.63
Volatility	29.31	28.86	27.64

5y



Information about previous performance does not guarantee future performance.
Source: FactSet

Price data

Ø price 5 days Ø volume 5 days (pcs.)	57.08 EUR (0)
Ø price 30 days Ø volume 30 days (pcs.)	59.77 EUR (0)
Ø price 100 days Ø volume 100 days (pcs.)	59.32 EUR (1)
Ø price 250 days Ø volume 250 days (pcs.)	65.22 EUR (2)
YTD High date	76.10 EUR (2022/01/13)
YTD Low date	53.50 EUR (2022/07/15)
52 Weeks High date	76.30 EUR (2021/11/16)
52 Weeks Low date	53.50 EUR (2022/07/15)

Arbitrage views

Exchange 	Date	Time	Price	Trading volume (mio.)	Number of trades
Xetra	2022/10/06	17:35	56.70 EUR	0.31	133
Vienna Stock Exchange	2022/10/06	17:32	56.90 EUR	0.00	2
Tradegate	2022/10/06	22:26	56.60 EUR	0.05	15
Stuttgart	2022/10/06	21:55	56.50 EUR	0.00	49
SIX Swiss Exchange	2019/	17:30	69.20 CHF	0.02	3

	03/29						
Munich	2022/ 10/06	08:03	58.30	EUR	0.00		1
London Stock Exchange European Trade Reporting	2022/ 10/06	17:30	57.10	EUR	0.00		2
Hanover	2022/ 10/06	08:15	58.00	EUR	0.00		1
Hamburg	2022/ 10/06	08:15	58.00	EUR	0.00		1
Frankfurt	2022/ 10/06	15:53	57.20	EUR	0.00		3
FINRA other OTC Issues	2022/ 07/18	21:51	59.76	USD	0.00		1
Duesseldorf	2022/ 10/06	21:01	56.40	EUR	0.00		10
Berlin	2022/ 10/06	08:03	58.00	EUR	0.00		1

Company profile

Company Logo



Contact Details

KWS SAAT SE & CO. KGAA

--

Grimsehlstrasse 31 - 37555 Einbeck

Telefon: 49-5561-311-0

Fax: 49-5561-311-322

E-mail: -

Company Profile

-

Members of Management Board

Hagen Duenbostel Chairman of Managing Board

Felix Büchting Member of Executive Committee

Peter Hofmann Member of Executive Committee

Eva Kienle Member of Executive Committee

Nicolas Wielandt Member of Executive Committee

Board of directors

Andreas J. Büchting Chairman of Supervisory Board

Arend Oetker Member of Supervisory Board

Marie Theres Schnell Member of Supervisory Board

Cathrina Claas-Mühlhäuser Member of Supervisory Board

Christine Coenen Member of Supervisory Board

Jürgen Bolduan Member of Supervisory Board

Victor Waldemar Balli Member of Supervisory Board