

MARUBENI CORP

ISIN: JP3877600001 WKN: 8002

Overview

2024/09/18 14:23:11

Price

13.95 EUR

Difference  -1.73% (-0.25)

General attributes

ISIN	JP3877600001
Symbol	8002
Exchange	Frankfurt
Currency	EUR
Sector	Commerce
Security type	Stock
Market cap (m)	23,487 EUR
Benchmark	NIKKEI 225

Market data

Bid (Bid size)	13.888 EUR (500)
Ask (Ask size)	14.118 EUR (500)
Open	13.912 EUR
High	13.95 EUR
Low	13.912 EUR
Close (prev. day)	14.196 EUR
VWAP	13.95 EUR
Volume (pcs)	3,000
Trading volume	41,850.00
Number of trades	2
Last size	3,000

Futures and Options











Related Futures	-
Related Options	-

5y



Information about previous performance does not guarantee future performance.
Source: FactSet

Recent research

on sector		on market	
Date		Headline	Download
2024/09/11		Global Equity Ratings	
2024/09/11		Aktienempfehlungen Global	
2024/09/05		Global Equity Ratings	
2024/09/05		Aktienempfehlungen Global	
2024/08/12		Global Equity Ratings	

Details

2024/09/18 14:23:11

Price

13.95 EUR

Difference ▼ -1.73% (-0.25)

General attributes

ISIN	JP3877600001
Symbol	8002
Exchange	Frankfurt
Currency	EUR
Sector	Commerce
Security type	Stock
Market cap (m)	23,487 EUR
Benchmark	NIKKEI 225

Market data

Bid (Bid size)	13.888 EUR (500)
Ask (Ask size)	14.118 EUR (500)
Open	13.912 EUR
High	13.95 EUR
Low	13.912 EUR
Close (prev. day)	14.196 EUR
VWAP	13.95 EUR
Volume (pcs)	3,000
Trading volume	41,850.00
Number of trades	2
Last size	3,000

Performance and Risk

	6m	1y	3y
Perf (%)	-6.08%	-11.16%	+90.83%
Perf (abs.)	-0.92	-1.78	+6.76
Beta	-	-	-
Volatility	42.29	35.88	34.95

5y



Information about previous performance does not guarantee future performance.
Source: FactSet

Price data

Ø price 5 days Ø volume 5 days (pcs.)	14.24 EUR (538)
Ø price 30 days Ø volume 30 days (pcs.)	14.81 EUR (510)
Ø price 100 days Ø volume 100 days (pcs.)	16.67 EUR (947)
Ø price 250 days Ø volume 250 days (pcs.)	15.66 EUR (1,120)
YTD High date	18.36 EUR (2024/05/27)
YTD Low date	12.15 EUR (2024/08/05)
52 Weeks High date	18.36 EUR (2024/05/27)
52 Weeks Low date	12.15 EUR (2024/08/05)

Arbitrage views

Exchange	Date	Time	Price	Trading volume (mio.)	Number of trades
Tradegate	2024/09/18	18:53	14.002 EUR	0.07	25
Tokyo Stock Exchange	2024/09/18	08:00	2,213.00 JPY	87.05	7,062
Stuttgart	2024/09/18	08:01	13.80 EUR	0.00	1
Munich	2024/09/18	08:13	14.114 EUR	0.00	1
Frankfurt	2024/09/18	14:23	13.95 EUR	0.04	2

	18					
FINRA other OTC Issues	2024/09/18	20:39	16.00 USD	0.04		16
Duesseldorf	2024/09/18	19:30	13.958 EUR	0.00		5
Berlin	2024/09/18	08:13	13.91 EUR	0.00		1

Company profile

Company Logo

Marubeni

Company Profile

-

Contact Details

MARUBENI

--

4-2, Ohtemachi 1-chome 100-8088 Chiyoda-ku, Tokyo

Telefon: +81 3 3282 2111

Fax: +81 3 3282 4241

E-mail: -