

## MARUI GROUP CORP LTD.

ISIN: JP3870400003 WKN: 8252

## Overview

2024/07/17 08:00:00

Price  
2,403.50 JPYDifference  -0.02% (-0.50)

## General attributes

ISIN	JP3870400003
Symbol	8252
Exchange	Tokyo Stock Exchange
Currency	JPY
Sector	Commerce
Security type	Stock
Market cap (m)	2,905 EUR
Benchmark	NIKKEI 225

## Market data

Bid (Bid size)	2,401.50 JPY (400)
Ask (Ask size)	2,405.50 JPY (1,100)
Open	2,407.00 JPY
High	2,411.50 JPY
Low	2,388.50 JPY
Close (prev. day)	2,404.00 JPY
VWAP	2,401.4247 JPY
Volume (pcs)	918,700
Trading volume	22,061,888.50
Number of trades	2,206
Last size	255,100

## Futures and Options











Related Futures	-
Related Options	-

5y



Information about previous performance does not guarantee future performance.  
Source: FactSet

## Recent research

on sector	on market		
Date		Headline	Download
2024/07/15		Aktienempfehlungen Global	
2024/07/12		Global Equity Ratings	
2024/06/21		Equity Weekly	
2024/06/21		Global Equity Ratings	
2024/06/21		Aktienempfehlungen Global	

## Details

2024/07/17 08:00:00

## Price

2,403.50 JPY

Difference ▼ -0.02% (-0.50)

## General attributes

ISIN	JP3870400003
Symbol	8252
Exchange	Tokyo Stock Exchange
Currency	JPY
Sector	Commerce
Security type	Stock
Market cap (m)	2,905 EUR
Benchmark	NIKKEI 225

## Market data

Bid (Bid size)	2,401.50 JPY (400)
Ask (Ask size)	2,405.50 JPY (1,100)
Open	2,407.00 JPY
High	2,411.50 JPY
Low	2,388.50 JPY
Close (prev. day)	2,404.00 JPY
VWAP	2,401.4247 JPY
Volume (pcs)	918,700
Trading volume	22,061,888.50
Number of trades	2,206
Last size	255,100

## Performance and Risk

	6m	1y	3y
Perf (%)	-3.42%	-1.23%	+18.17%
Perf (abs.)	-85.00	-30.00	+369.50
Beta	0.45	0.52	0.71
Volatility	18.71	20.97	25.69

5y



Information about previous performance does not guarantee future performance.  
Source: FactSet

## Price data

Ø price 5 days   Ø volume 5 days (pcs.)	2,397.00 JPY (926,620)
Ø price 30 days   Ø volume 30 days (pcs.)	2,305.29 JPY (994,857)
Ø price 100 days   Ø volume 100 days (pcs.)	2,370.66 JPY (871,978)
Ø price 250 days   Ø volume 250 days (pcs.)	2,405.62 JPY (848,102)
YTD High   date	2,545.00 JPY (2024/01/17)
YTD Low   date	2,200.50 JPY (2024/06/18)
52 Weeks High   date	2,628.00 JPY (2023/09/15)
52 Weeks Low   date	2,193.50 JPY (2023/11/21)

## Arbitrage views

Exchange <span>⊕</span>	Date	Time	Price	Trading volume (mio.)	Number of trades
Tradegate	2024/07/16	22:02	14.00 EUR	0.00	1
Tokyo Stock Exchange	2024/07/17	08:00	2,403.50 JPY	22.06	2,206
Stuttgart	2024/07/17	08:17	13.80 EUR	0.00	1
Frankfurt	2024/07/17	08:07	13.90 EUR	0.00	1
FINRA other OTC	2023/02/	19:15	15.41 USD	0.00	1

Issues	14					
Duesseldorf	2024/07/17	16:30	13.60 EUR	0.00		4

## Company profile

### Company Logo



### Company Profile

-

### Contact Details

MARUI

--

4-3-2, Nakano, Nakano-ku - 164-8701 Tokyo

Telefon: 03-3384-0101

Fax: 03-5343-6615

E-mail: -