

NRC GROUP ASA

ISIN: NO0003679102 WKN: -

Overview

2019/08/13 17:23:40

Price
6.7585 USDDifference  -28.28% (-2.67)

General attributes

ISIN	NO0003679102
Symbol	NRC
Exchange	FINRA other OTC Issues
Currency	USD
Sector	Other
Security type	Stock
Market cap (m)	63 EUR
Benchmark	NORWAY OSLO BORS ALL SHARE(TRG)

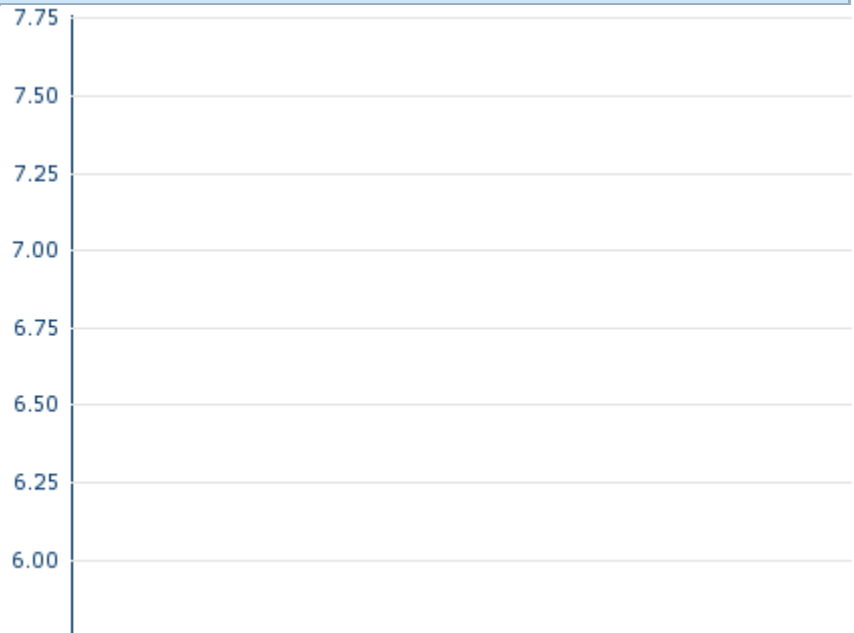
Market data

Bid (Bid size)	-
Ask (Ask size)	-
Open	6.7585 USD
High	6.7585 USD
Low	6.7585 USD
Close (prev. day)	9.4238 USD
VWAP	6.3686 USD
Volume (pcs)	2,000
Trading volume	13,517.01
Number of trades	1
Last size	2,000

Futures and Options











Related Futures	-
Related Options	-

5y



Information about previous performance does not guarantee future performance.
Source: FactSet

Recent research

on sector			
Date		Headline	Download
2024/07/26		Equity Weekly	
2024/07/24		Global Equity Ratings	
2024/07/24		Aktienempfehlungen Global	
2024/07/15		Aktienempfehlungen Global	
2024/07/12		Global Equity Ratings	

Details

2019/08/13 17:23:40

Price
6.7585 USD

Difference  -28.28% (-2.67)

General attributes

ISIN	NO0003679102
Symbol	NRC
Exchange	FINRA other OTC Issues
Currency	USD
Sector	Other
Security type	Stock
Market cap (m)	63 EUR
Benchmark	NORWAY OSLO BORS ALL SHARE(TRG)

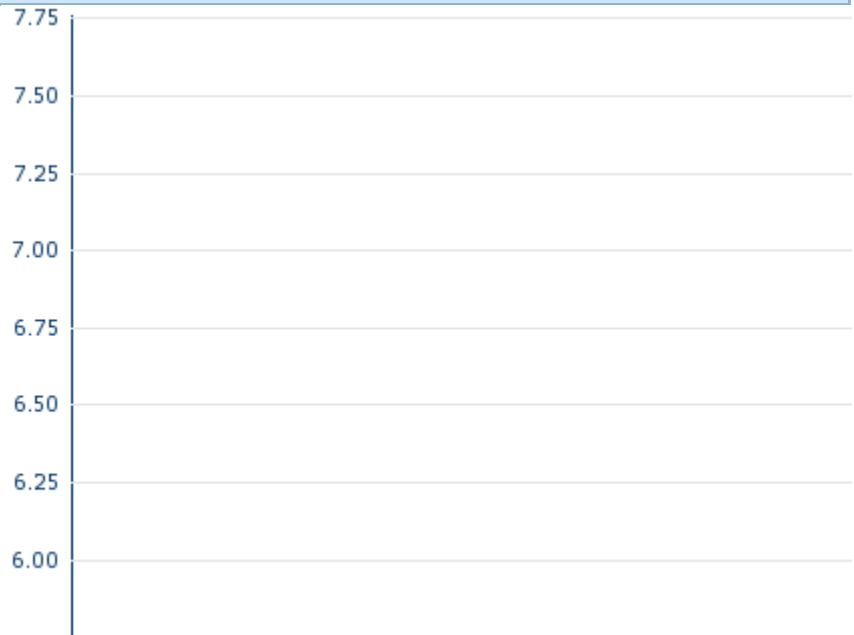
Market data

Bid (Bid size)	-
Ask (Ask size)	-
Open	6.7585 USD
High	6.7585 USD
Low	6.7585 USD
Close (prev. day)	9.4238 USD
VWAP	6.3686 USD
Volume (pcs)	2,000
Trading volume	13,517.01
Number of trades	1
Last size	2,000

Performance and Risk

	6m	1y	3y
Perf (%)	-	-	-
Perf (abs.)	-	-	-
Beta	0.01	0.39	0.47
Volatility	-	-	-

5y



Information about previous performance does not guarantee future performance.
Source: FactSet

Price data

Ø price 5 days Ø volume 5 days (pcs.)	- USD (3,688)
Ø price 30 days Ø volume 30 days (pcs.)	- USD (3,394)
Ø price 100 days Ø volume 100 days (pcs.)	- USD (3,394)
Ø price 250 days Ø volume 250 days (pcs.)	- USD (3,394)
YTD High date	- USD (-)
YTD Low date	- USD (-)
52 Weeks High date	- USD (-)
52 Weeks Low date	- USD (-)

Arbitrage views

Exchange 	Date	Time	Price	Trading volume (mio.)	Number of trades
Stuttgart	2024/07/26	15:08	0.84 EUR	0.00	10
London Stock Exchange	2021/01/22	10:58	18.9697 NOK	0.02	1
Frankfurt	2024/07/26	08:24	0.866 EUR	0.00	2
First North Stockholm	2024/07/12	18:00	11.25 NOK	0.06	2
FINRA other OTC	2019/08/17	17:23	6.7585 USD	0.01	1

Issues	13					
Duesseldorf	2024/07/ 26	08:12	0.864 EUR	0.00		3
Berlin	2024/07/ 26	21:43	0.87 EUR	0.00		17

Company profile

Company Logo

Contact Details

NRC GROUP

--

Telefon: -

Fax: -

E-mail: -

Company Profile

-