

# ACHIEVE LIFE SCIENCES INC.

ISIN: **US0044685008** WKN: **004468500**

## Overview

2024/05/08 21:32:28

**Price**  
4.295 EUR

**Difference**  4.12% (0.17)

### General attributes

ISIN	US0044685008
Symbol	ACHV
Exchange	Stuttgart
Currency	EUR
Sector	Chemical / Pharmaceutical / Health
Security type	Stock
Market cap (m)	150 EUR
Benchmark	S&P 500

### Market data

Bid (Bid size)	- (0)
Ask (Ask size)	- (0)
Open	4.28 EUR
High	4.295 EUR
Low	4.28 EUR
Close (prev. day)	4.125 EUR
VWAP	-
Volume (pcs)	0
Trading volume	0.00
Number of trades	4
Last size	0

### Futures and Options







Related Futures	-
Related Options	-

5y



Information about previous performance does not guarantee future performance.  
Source: FactSet

### Recent research

on sector		on market	
Date		Headline	Download
2024/04/29		Aktienempfehlungen Österreich	
2024/04/26		Global Equity Ratings	
2024/04/26		Aktienempfehlungen Global	
2024/04/15		Aktienempfehlungen Österreich	
2024/04/03		Global Equity Ratings	

## Details

2024/05/08 21:32:28

## Price

4.295 EUR

Difference ▲ 4.12% (0.17)

## General attributes

ISIN	US0044685008
Symbol	ACHV
Exchange	Stuttgart
Currency	EUR
Sector	Chemical / Pharmaceutical / Health
Security type	Stock
Market cap (m)	150 EUR
Benchmark	S&P 500

## Market data

Bid (Bid size)	- (0)
Ask (Ask size)	- (0)
Open	4.28 EUR
High	4.295 EUR
Low	4.28 EUR
Close (prev. day)	4.125 EUR
VWAP	-
Volume (pcs)	0
Trading volume	0.00
Number of trades	4
Last size	0

## Performance and Risk

	6m	1y	3y
Perf (%)	+13.62%	-43.49%	-45.97%
Perf (abs.)	+0.52	-3.31	-3.66
Beta	0.79	1.07	0.85
Volatility	74.60	74.18	67.68

5y



Information about previous performance does not guarantee future performance.  
Source: FactSet

## Price data

Ø price 5 days   Ø volume 5 days (pcs.)	4.219 EUR (0)
Ø price 30 days   Ø volume 30 days (pcs.)	4.111 EUR (0)
Ø price 100 days   Ø volume 100 days (pcs.)	3.909 EUR (0)
Ø price 250 days   Ø volume 250 days (pcs.)	4.331 EUR (1)
YTD High   date	4.580 EUR (2024/01/26)
YTD Low   date	3.420 EUR (2024/02/23)
52 Weeks High   date	8.800 EUR (2023/05/11)
52 Weeks Low   date	2.780 EUR (2023/12/18)

## Arbitrage views

Exchange	Date	Time	Price	Trading volume (mio.)	Number of trades
Tradegate	2024/05/08	22:02	4.38 EUR	0.00	1
Stuttgart	2024/05/08	21:32	4.295 EUR	0.00	4
Nasdaq	2024/05/08	22:00	4.705 USD	0.19	1,669
Munich	2024/05/08	08:05	4.32 EUR	0.00	2
Frankfurt	2024/05/08	08:02	4.32 EUR	0.00	3
Duesseldorf	2024/05/08	08:11	4.335 EUR	0.00	3
Berlin	2024/05/08	20:30	4.405 EUR	0.00	18

## Company profile

### Company Logo



### Company Profile

-

### Contact Details

ACHIEVE LIFE SCIENCES

--

29th Drive SE, Suite 100 22722 98021  
Bothell

Telefon: +1 425 686-1500

Fax: -

E-mail: -