

EQUASENS SA

ISIN:

FR0012882389

WKN: -

Overview

2022/12/01 16:29:36

Price

75.90 EUR

Difference  -2.06% (-1.60)

General attributes

ISIN FR0012882389

Symbol EQS

Exchange Stuttgart

Currency EUR

Sector Chemical / Pharmaceutical / Health

Security type Stock

Market cap (m) 1,162 EUR

Benchmark CAC 40 INDEX

Market data

Bid (Bid size) - (0)

Ask (Ask size) - (0)

Open 78.10 EUR

High 78.10 EUR

Low 75.00 EUR

Close (prev. day) 77.50 EUR

VWAP -

Volume (pcs) 0

Trading volume 0.00

Number of trades 11

Last size 0

Futures and Options

Related Futures -

Related Options -




5y



Information about previous performance does not guarantee future performance.

Source: FactSet

Recent research

on sector		on market	
Date		Headline	Download
2022/11/28		Aktienempfehlungen Österreich	
2022/11/28		Global Equity Ratings	
2022/11/28		Aktienempfehlungen Global	
2022/11/25		Equity Weekly	
2022/11/21		Aktienempfehlungen Österreich	

Details

2022/12/01 16:29:36

Price

75.90 EUR

Difference  -2.06% (-1.60)

General attributes

ISIN FR0012882389

Symbol EQS

Exchange Stuttgart

Currency EUR

Sector Chemical / Pharmaceutical / Health

Security type Stock

Market cap (m) 1,162 EUR

Benchmark CAC 40 INDEX

Market data

Bid (Bid size) - (0)

Ask (Ask size) - (0)

Open 78.10 EUR

High 78.10 EUR

Low 75.00 EUR

Close (prev. day) 77.50 EUR

VWAP -

Volume (pcs) 0

Trading volume 0.00

Number of trades 11

Last size 0

Performance and Risk

	6m	1y	3y
Perf (%)	-7.63%	-8.39%	+33.85%
Perf (abs.)	-6.40	-7.10	+19.60
Beta	1.11	0.82	0.59
Volatility	34.00	32.89	34.18

5y




Information about previous performance does not guarantee future performance.
Source: FactSet

Price data

Ø price 5 days Ø volume 5 days (pcs.)	76.24 EUR (0)
Ø price 30 days Ø volume 30 days (pcs.)	72.05 EUR (0)
Ø price 100 days Ø volume 100 days (pcs.)	73.67 EUR (0)
Ø price 250 days Ø volume 250 days (pcs.)	77.47 EUR (1)
YTD High date	93.70 EUR (2022/01/03)
YTD Low date	57.30 EUR (2022/10/11)
52 Weeks High date	93.70 EUR (2022/01/03)
52 Weeks Low date	57.30 EUR (2022/10/11)

Arbitrage views

Exchange 	Date	Time	Price	Trading volume (mio.)	Number of trades
Stuttgart	2022/12/01	16:29	75.90 EUR	0.00	11
Munich	2022/12/01	08:04	78.80 EUR	0.00	1
London Stock Exchange	2022/10/04	13:19	62.50 EUR	0.19	1
Frankfurt	2022/12/01	09:15	76.70 EUR	0.00	1
Euronext Paris	2022/12/01	17:35	76.60 EUR	0.34	312

Company profile

Company Logo



Company Profile

-

Contact Details

EQUASENS

--

Telefon: -

Fax: -

E-mail: -