

METALLIC MINERALS CORP

ISIN: CA59126M1068 WKN: -

Overview

2024/07/24 18:47:09

Price
0.1485 EURDifference  -6.31% (-0.01)

General attributes

ISIN	CA59126M1068
Symbol	MMG
Exchange	Stuttgart
Currency	EUR
Sector	Energy / Commodities
Security type	Stock
Market cap (m)	27 EUR
Benchmark	S&P/TSX 60 INDEX

Market data

Bid (Bid size)	- (0)
Ask (Ask size)	- (0)
Open	0.1535 EUR
High	0.171 EUR
Low	0.1485 EUR
Close (prev. day)	0.1585 EUR
VWAP	-
Volume (pcs)	12,500
Trading volume	2,137.00
Number of trades	9
Last size	0

Futures and Options











Related Futures	-
Related Options	-

5y



Information about previous performance does not guarantee future performance.
Source: FactSet

Recent research

on sector			
Date		Headline	Download
2024/07/24		Global Equity Ratings	
2024/07/24		Aktienempfehlungen Global	
2024/07/15		Aktienempfehlungen Global	
2024/07/12		Equity Weekly	
2024/07/12		Global Equity Ratings	

Details

2024/07/24 18:47:09

Price

0.1485 EUR

Difference ▼ -6.31% (-0.01)

General attributes

ISIN	CA59126M1068
Symbol	MMG
Exchange	Stuttgart
Currency	EUR
Sector	Energy / Commodities
Security type	Stock
Market cap (m)	27 EUR
Benchmark	S&P/TSX 60 INDEX

Market data

Bid (Bid size)	- (0)
Ask (Ask size)	- (0)
Open	0.1535 EUR
High	0.171 EUR
Low	0.1485 EUR
Close (prev. day)	0.1585 EUR
VWAP	-
Volume (pcs)	12,500
Trading volume	2,137.00
Number of trades	9
Last size	0

Performance and Risk

	6m	1y	3y
Perf (%)	-16.34%	-30.61%	-46.58%
Perf (abs.)	-0.03	-0.07	-0.13
Beta	0.04	0.38	0.91
Volatility	114.46	91.96	97.17

5y



Information about previous performance does not guarantee future performance.
Source: FactSet

Price data

Ø price 5 days Ø volume 5 days (pcs.)	0.1662 EUR (5,716)
Ø price 30 days Ø volume 30 days (pcs.)	0.1894 EUR (3,273)
Ø price 100 days Ø volume 100 days (pcs.)	0.2020 EUR (3,917)
Ø price 250 days Ø volume 250 days (pcs.)	0.2137 EUR (2,350)
YTD High date	0.2580 EUR (2024/04/15)
YTD Low date	0.1460 EUR (2024/03/01)
52 Weeks High date	0.2980 EUR (2023/10/16)
52 Weeks Low date	0.1460 EUR (2024/03/01)

Arbitrage views

Exchange ⊕	Date	Time	Price	Trading volume (mio.)	Number of trades
Tradegate	2024/07/24	22:26	0.159 EUR	0.00	5
TSX Venture Exchange	2024/07/24	21:44	0.235 CAD	0.04	34
Stuttgart	2024/07/24	18:47	0.1485 EUR	0.00	9
Frankfurt	2024/07/24	08:02	0.1475 EUR	0.00	2
FINRA other OTC	2024/07/24	21:33	0.1789 USD	0.01	29

Issues	24					
Berlin	2024/07/24	20:48	0.16 EUR	0.00		22

Company profile

Company Logo



Company Profile

-

Contact Details

METALLIC MINERALS CORP

--

Telefon: -

Fax: -

E-mail: -