

SHELL PLC

ISIN: GB00BP6MXD84

WKN: BP6MXD8

Overview

2024/07/25 11:47:32

Price
835.00 CZKDifference  -1.42% (-12.00)

General attributes

ISIN	GB00BP6MXD84
Symbol	SHEL
Exchange	Prague Stock Exchange
Currency	CZK
Sector	Energy / Commodities
Security type	Stock
Market cap (m)	211,272 EUR
Benchmark	FTSE 100

Market data

Bid (Bid size)	832.20 CZK (700)
Ask (Ask size)	852.20 CZK (700)
Open	846.00 CZK
High	846.00 CZK
Low	835.00 CZK
Close (prev. day)	847.00 CZK
VWAP	839.692308 CZK
Volume (pcs)	130
Trading volume	109,160.00
Number of trades	4
Last size	10

Futures and Options










Related Futures	54
Related Options	-

5y



Information about previous performance does not guarantee future performance.
Source: FactSet

Recent research

on sector			
Date		Headline	Download
2024/07/26		Equity Weekly	
2024/07/24		Global Equity Ratings	
2024/07/24		Aktienempfehlungen Global	
2024/07/15		Aktienempfehlungen Global	
2024/07/12		Equity Weekly	

Details

2024/07/25 11:47:32

Price

835.00 CZK

Difference ▼ -1.42% (-12.00)

General attributes

ISIN	GB00BP6MXD84
Symbol	SHEL
Exchange	Prague Stock Exchange
Currency	CZK
Sector	Energy / Commodities
Security type	Stock
Market cap (m)	211,272 EUR
Benchmark	FTSE 100

Market data

Bid (Bid size)	832.20 CZK (700)
Ask (Ask size)	852.20 CZK (700)
Open	846.00 CZK
High	846.00 CZK
Low	835.00 CZK
Close (prev. day)	847.00 CZK
VWAP	839.692308 CZK
Volume (pcs)	130
Trading volume	109,160.00
Number of trades	4
Last size	10

Performance and Risk

	6m	1y	3y
Perf (%)	+20.14%	+24.46%	+100.62%
Perf (abs.)	+140.00	+164.10	+418.80
Beta	0.77	0.81	1.17
Volatility	57.51	48.52	44.23

5y



Information about previous performance does not guarantee future performance.
Source: FactSet

Price data

Ø price 5 days Ø volume 5 days (pcs.)	840.67 CZK (37)
Ø price 30 days Ø volume 30 days (pcs.)	846.41 CZK (18)
Ø price 100 days Ø volume 100 days (pcs.)	816.96 CZK (32)
Ø price 250 days Ø volume 250 days (pcs.)	760.40 CZK (57)
YTD High date	1,000.00 CZK (2024/07/18)
YTD Low date	692.70 CZK (2024/01/25)
52 Weeks High date	1,000.00 CZK (2024/07/18)
52 Weeks Low date	655.00 CZK (2023/08/03)

All listings for SHELL PLC

Exchange	Date	Time	Price	Trading volume (mio.)	Number of trades
Xetra	2024/07/26	17:35	33.055 EUR	2.48	332
Tradegate	2024/07/26	22:26	33.18 EUR	1.45	155
Stuttgart	2024/07/26	16:42	33.085 EUR	0.03	8
Prague Stock Exchange	2024/07/25	11:47	835.00 CZK	0.11	4
Munich	2024/07/26	08:19	33.07 EUR	0.00	2

	26					
London Stock Exchange	2024/07/26	17:35	2,779.50 GBp	12,244.84		9,246
Hanover	2024/07/26	15:22	33.20 EUR	0.00		2
Hamburg	2024/07/26	16:44	33.10 EUR	0.07		3
Frankfurt	2024/07/26	15:22	33.225 EUR	0.20		13
FINRA other OTC Issues	2024/07/26	20:17	35.99 USD	0.52		127
Euronext Amsterdam	2024/07/26	17:35	33.065 EUR	118.83		7,354
Duesseldorf	2024/07/26	19:31	33.35 EUR	0.00		7
Berlin	2024/07/26	10:05	33.255 EUR	0.10		2

Company profile

Company Logo



Contact Details

SHELL PLC

- -

Shell Centre - SE1 7NA London

Telefon: +44-20-7934-1234

Fax: +

E-mail: -

Company Profile

-

Members of Management Board

Wael Sawan Chairman of Managing Board

Huibert Vigeveno Member of Executive Committee

Philippa Bounds Member of Executive Committee

Rachel Solway Member of Executive Committee

Robin Mooldijk Member of Executive Committee

Sinead Gorman Member of Executive Committee

Zoe Yujnovich Member of Executive Committee

Board of directors

Andrew Mackenzie Chairman of Supervisory Board

Jane Lute Member of Supervisory Board

Leena Srivastava Member of Supervisory Board

A. Dick Boer Member of Supervisory Board

Abraham Schot Member of Supervisory Board

Ann Godbehere Member of Supervisory Board

Catherine Hughes Member of Supervisory Board

Charles Roxburgh Member of Supervisory Board

Cyrus Taraporevala Member of Supervisory Board

Neil Carson Member of Supervisory Board

Sinead Gorman Member of Supervisory Board